

Misano World Circuit 4.226 m

Peroni Race Weekend 27-28 Luglio 2013 Formula Renault 2.0 Alps - Results Race 1

Laps 17 = 71,842 km - Avg 156,477 km/h - Race Time 27'32.843

No.	Rider	Rider	Team	Car	Laps	Time	Gap	Rel.	Fastest Lap	
1	33 BONIFACIO Bruno (ITA)	Prema Power Team	Prema Power Team	Renault Alps 2.0	17	27'32.843		8	1'36.204	
2	30 FUOCO Antonio (ITA)	Prema Junior	Prema Junior	Renault Alps 2.0	17	27'33.138	0.295	0.295	8	1'35.887
3	35 JOERG Kevin (SUI)	Jenzer Motorsport	Jenzer Motorsport	Renault Alps 2.0	17	27'40.236	7.393	7.098	4	1'36.514
4	11 ORUDZHEV Egor (RUS)	Tech1 Racing	Tech1 Racing	Renault Alps 2.0	17	27'42.638	9.795	2.402	3	1'36.648
5	20 TERESHCHENKO Kostantin (RUS)	Interwetten.com Racing Team	Interwetten.com Racing Team	Renault Alps 2.0	17	27'43.043	10.200	0.405	9	1'36.763
6	3 VILLEMI Hans (EST)	Koiranen GP	SMP Racing by Koiranen GP	Renault Alps 2.0	17	27'44.305	11.462	1.262	5	1'36.713
7	25 GACHET Simon (FRA)	Arta Engeneering	Arta Engeneering	Renault Alps 2.0	17	27'44.813	11.970	0.508	6	1'36.911
8	70 SASAHARA Ukyo (JPN)	Euronova Racing	Euronova Racing by Fortec	Renault Alps 2.0	17	27'45.700	12.857	0.887	5	1'37.004
9	71 RAMSAY Gregor (GBR)	Euronova Racing	Euronova Racing by Fortec	Renault Alps 2.0	17	27'46.584	13.741	0.884	6	1'36.575
10	31 SOLOMON Matthew Barry (AUS)	Prema Junior	Prema Junior	Renault Alps 2.0	17	27'48.024	15.181	1.440	17	1'36.449
11	32 GHIOTTO Luca (ITA)	Prema Power Team	Prema Power Team	Renault Alps 2.0	17	27'48.541	15.698	0.517	13	1'35.848
12	15 CAPITANIO Dario (ITA)	BVM Racing	BVM Racing	Renault Alps 2.0	17	27'52.033	19.190	3.492	11	1'36.799
13	38 TANG Andrew (SIN)	Jenzer Motorsport	Jenzer Motorsport	Renault Alps 2.0	17	27'55.455	22.612	3.422	4	1'37.050
14	2 CHUDLEIGH Luke (CAN)	Tech1 Racing	Tech1 Racing	Renault Alps 2.0	17	27'57.442	24.599	1.987	9	1'37.397
15	16 GHORPADE Parth (IND)	BVM Racing	BVM Racing	Renault Alps 2.0	17	27'58.719	25.876	1.277	10	1'37.437
16	24 DE NARDA Joffrey (FRA)	Arta Engeneering	Arta Engeneering	Renault Alps 2.0	17	28'01.396	28.553	2.677	13	1'37.227
17	36 KORNEEV Denis (RUS)	Jenzer Motorsport	Jenzer Motorsport	Renault Alps 2.0	17	28'02.183	29.340	0.787	12	1'37.262
18	39 GILARDONI Kevin (ITA)	GSK	GSK Grand Prix	Renault Alps 2.0	17	28'03.033	30.190	0.850	6	1'37.489
19	72 AMADO Javier (VEN)	Euronova Racing	Euronova Racing by Fortec	Renault Alps 2.0	17	28'06.080	33.237	3.047	4	1'37.380
20	7 ZLOBIN Nikita (RUS)	Koiranen GP	SMP Racing by Koiranen GP	Renault Alps 2.0	17	28'07.435	34.592	1.355	12	1'37.470
21	18 CAZZANIGA Daniele (ITA)	Cazzaniga	Viola Formula Racing	Renault Alps 2.0	17	28'13.371	40.528	5.936	12	1'37.470
22	88 SIMONYAN Dzhon (RUS)	GSK	GSK Grand Prix	Renault Alps 2.0	17	28'16.606	43.763	3.235	7	1'38.059
23	73 PECCENINI Pietro (ITA)	Peccenini	TS Corse	Renault Alps 2.0	17	28'19.844	47.001	3.238	10	1'38.331
24	21 ABOGADO Alejandro (MEX)	Interwetten.com Racing Team	Interwetten.com Racing Team	Renault Alps 2.0	17	28'23.773	50.930	3.929	16	1'38.413
25	9 BOSAK Alex (POL)	Koiranen GP	SMP Racing by Koiranen GP	Renault Alps 2.0	17	28'24.491	51.648	0.718	9	1'38.225
26	19 BAIGUERA Andrea (ITA)	Baiguera	Brixia Horse Power	Renault Alps 2.0	17	28'36.986	1'04.143	12.495	7	1'38.371
27	8 EVSTIGNEEV Semen (RUS)	Koiranen GP	SMP Racing by Koiranen GP	Renault Alps 2.0	16	28'49.039	1 Lap	1 Lap	7	1'38.474
28	22 MORA Francisco (POR)	Interwetten.com Racing Team	Interwetten.com Racing Team	Renault Alps 2.0	15	28'20.062	2 Laps	1 Lap	11	1'37.372

Starting: 28 Not Started: 0 Retired: 0 Not Classified: 0 Classified: 28 Disqualified: 0

Fastest Lap N. 13 No. 32 Luca Ghiotto Time 1'35.848 Avg. 158,726 Km/h

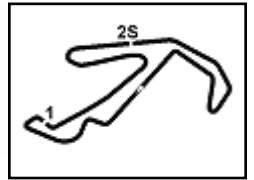
Race Director : Fabrizio Fondacci

27/07/2013

Start
17:52

End
18:21

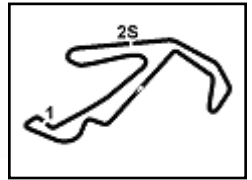
The results are provisional until the end of the time limit for protests and appeals and the completion of the technical checks.



Misano World Circuit 4.226 m

Peroni Race Weekend 27-28 Luglio 2013
Formula Renault 2.0 Alps - Lap Chart Race 1

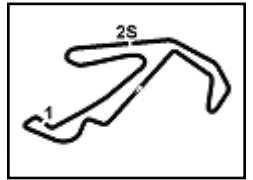
		Lap																
		1	2	3	4	5	6	7	8	9	10	11	12	13	14	15	16	17
Pos	1	33	33	33	33	33	33	33	33	33	33	33	33	33	33	33	33	33
	2	30	30	30	30	30	30	30	30	30	30	30	30	30	30	30	30	30
	3	11	11	11	11	11	11	11	11	11	11	11	11	11	11	35	35	35
	4	32	35	35	35	35	35	35	35	35	35	35	35	35	35	11	11	11
	5	35	20	20	20	20	20	20	20	20	20	20	20	20	20	20	20	20
	6	20	3	3	3	3	3	3	3	3	3	3	3	3	3	3	3	3
	7	3	25	25	25	25	25	25	25	25	25	25	25	25	25	25	25	25
	8	25	38	38	38	38	38	38	38	38	38	38	38	38	38	70	70	70
	9	38	70	70	70	70	70	70	70	70	70	70	70	70	71	71	71	71
	10	70	71	71	71	71	71	71	71	71	71	71	71	71	71	38	31	31
	11	31	31	2	2	2	31	31	31	31	31	31	31	31	31	38	32	32
	12	39	2	31	31	31	15	15	15	15	15	15	15	15	15	15	15	15
	13	71	16	15	15	15	16	16	2	2	2	2	32	32	32	32	38	38
	14	2	15	16	16	16	2	2	16	16	16	32	2	2	2	2	2	2
	15	16	39	39	39	39	39	39	24	24	32	16	16	16	16	16	16	16
	16	15	24	24	24	24	24	24	39	39	24	24	24	24	24	24	24	24
	17	24	36	36	36	36	36	36	32	32	39	39	39	39	39	39	39	36
	18	19	19	72	72	72	72	32	36	36	36	36	36	36	36	36	36	39
	19	36	7	88	88	32	32	72	72	72	72	72	72	72	72	72	72	72
	20	7	88	21	32	88	88	88	88	7	7	7	7	7	7	7	7	7
	21	21	72	7	21	21	7	7	7	88	88	88	88	88	18	18	18	18
	22	88	21	32	7	7	21	73	18	18	18	18	18	18	88	88	88	88
	23	72	22	73	73	73	73	18	73	73	73	73	73	73	73	73	73	73
	24	18	73	8	18	18	18	21	21	21	21	21	21	21	21	21	21	21
	25	22	8	18	9	9	9	9	9	9	9	9	9	9	9	9	9	9
	26	8	32	9	19	19	19	19	19	19	19	19	19	19	19	19	19	19
	27	73	18	22	8	8	8	8	8	8	8	8	8	8	8	8	8	8
	28	9	9	19	22	22	22	22	22	22	22	22	22	22	22	22	22	22



Peroni Race Weekend 27-28 Luglio 2013
Formula Renault 2.0 Alps - Analysis Race 1

Misano World Circuit 4.226 m

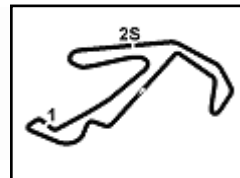
2 CHUDLEIGH L. (1'37.397)						9 BOSAK A. (1'38.225)						18 CAZZANIGA D. (1'37.470)					
Lap	Sector 1	Sector 2	Sector 3	Lap Time	km/h	Lap	Sector 1	Sector 2	Sector 3	Lap Time	km/h	Lap	Sector 1	Sector 2	Sector 3	Lap Time	km/h
1	33.704	39.188	36.052	1'48.944	198,5	1	46.887	39.143	35.846	2'01.876	194,2	1	37.160	40.107	35.672	1'52.939	193,9
2	25.736	38.872	34.917	1'39.525	197,8	2	25.662	38.343	35.044	1'39.049	194,9	2	26.496	45.211	35.012	1'46.719	196,7
3	25.609	37.850	34.841	1'38.300	197,8	3	25.279	38.402	34.977	1'38.658	197,8	3	25.251	38.174	35.102	1'38.527	197,4
4	25.275	37.932	34.672	1'37.879	197,1	4	25.575	38.345	35.704	1'39.624	198,5	4	25.495	37.966	34.758	1'38.219	197,8
5	25.256	37.840	34.449	1'37.545	197,8	5	25.695	38.000	35.046	1'38.741	196,7	5	25.258	37.923	34.944	1'38.125	197,1
6	25.283	37.764	36.498	1'39.545	197,4	6	25.860	38.199	34.819	1'38.878	197,8	6	25.344	38.835	35.202	1'39.381	201,5
7	25.923	37.899	34.667	1'38.489	199,3	7	25.444	38.228	35.083	1'38.755	196,7	7	25.743	38.339	34.828	1'38.910	198,9
8	25.169	37.708	34.844	1'37.721	198,9	7	25.705	37.870	35.005	1'38.580	196,7	8	25.460	38.190	35.165	1'38.815	202,2
9	25.139	37.630	34.628	1'37.397	196,4	8	25.393	37.965	34.867	1'38.225	198,5	9	25.114	37.675	34.702	1'37.491	197,8
10	25.103	37.704	34.601	1'37.408	198,5	9	25.647	38.204	35.067	1'38.918	198,5	10	25.193	37.984	34.744	1'37.921	197,4
11	25.294	37.949	34.779	1'38.022	197,4	10	25.784	38.187	35.295	1'39.266	198,5	11	25.119	37.887	34.758	1'37.764	197,4
12	25.711	37.873	34.620	1'38.204	198,9	11	25.399	38.284	35.138	1'38.821	198,5	12	25.044	37.866	34.560	1'37.470	198,2
13	25.136	37.869	34.630	1'37.635	198,5	12	25.472	38.359	35.557	1'39.388	199,6	13	25.264	38.014	35.075	1'38.353	201,5
14	25.131	37.650	34.875	1'37.656	198,2	13	25.592	38.224	35.226	1'39.042	198,9	14	25.556	38.036	34.753	1'38.345	197,1
15	25.201	37.829	34.425	1'37.455	197,4	14	25.534	38.260	35.607	1'39.401	198,2	15	25.260	38.124	34.714	1'38.098	197,4
16	25.198	37.915	34.776	1'37.889	198,2	15	25.570	38.208	34.826	1'38.604	198,5	16	25.149	37.907	34.807	1'37.863	197,8
17	25.310	37.707	34.811	1'37.828	199,3	16	25.588	38.119	34.958	1'38.665	199,3	17	25.444	38.151	34.836	1'38.431	197,1
3 VILLEMI H. (1'36.713)						11 ORUDZHEV E. (1'36.648)						19 BAIGUERA A. (1'38.371)					
Lap	Sector 1	Sector 2	Sector 3	Lap Time	km/h	Lap	Sector 1	Sector 2	Sector 3	Lap Time	km/h	Lap	Sector 1	Sector 2	Sector 3	Lap Time	km/h
1	31.270	38.615	35.031	1'44.916	198,9	1	30.099	38.198	34.477	1'42.774	198,2	1	35.463	39.663	35.257	1'50.383	195,3
2	25.722	37.863	34.359	1'37.944	198,9	2	25.175	37.708	34.897	1'37.780	198,2	2	25.782	38.525	36.191	1'40.498	196,0
3	25.146	38.052	34.271	1'37.469	197,1	3	24.941	37.543	34.271	1'36.755	198,9	3	25.944	57.469	36.294	1'59.707	187,2
4	24.884	37.921	34.200	1'37.005	198,2	4	24.894	37.728	34.314	1'36.936	198,5	4	25.346	38.459	35.529	1'39.334	196,7
5	25.003	37.479	34.231	1'36.713	199,6	5	25.035	37.822	35.053	1'37.910	201,9	5	25.479	38.135	35.106	1'38.720	196,7
6	25.117	38.030	34.248	1'37.395	197,8	6	24.913	37.499	34.280	1'36.692	200,0	6	25.562	38.055	34.938	1'38.555	198,2
7	25.155	37.807	34.584	1'37.546	198,9	7	24.945	37.560	34.240	1'36.745	199,3	7	25.288	37.996	35.087	1'38.371	197,4
8	25.169	37.722	34.272	1'37.163	199,6	8	24.891	37.481	34.386	1'36.758	199,6	8	25.380	38.023	35.348	1'38.751	197,1
9	25.198	37.610	34.325	1'37.133	199,6	9	24.976	37.460	34.649	1'37.085	200,4	9	25.304	38.209	35.154	1'38.667	197,4
10	25.088	37.615	34.627	1'37.330	199,6	10	25.312	38.162	34.580	1'38.054	197,8	10	25.284	38.065	35.343	1'38.692	197,4
11	25.335	37.630	34.403	1'37.368	200,0	11	25.131	37.839	34.671	1'37.641	197,1	11	25.522	38.038	35.224	1'38.784	196,7
12	25.259	37.818	34.548	1'37.625	199,3	12	25.084	37.711	34.739	1'37.534	198,9	12	25.776	38.207	35.133	1'39.116	198,2
13	25.191	37.887	34.494	1'37.572	199,3	13	25.180	37.920	35.973	1'39.073	199,3	13	25.434	38.109	35.380	1'38.923	197,4
14	25.438	37.894	34.389	1'37.721	198,5	14	25.331	38.172	34.878	1'38.381	198,2	14	25.277	37.949	35.911	1'39.137	197,8
15	25.280	37.928	34.857	1'38.065	198,2	15	25.482	38.029	34.604	1'38.115	198,5	15	25.742	38.262	35.729	1'39.733	197,1
16	25.403	37.555	34.602	1'37.560	199,3	16	34.033	39.617	35.618	1'49.268	195,7	16	25.704	38.436	35.858	1'39.998	197,8
17	25.446	37.664	34.670	1'37.780	200,0	17	26.212	38.506	35.165	1'39.883	196,4	17	25.602	38.213	35.802	1'39.617	197,4
7 ZLOBIN N. (1'37.470)						15 CAPITANIO D. (1'36.799)						20 TERESHCHENKO K. (1'36.763)					
Lap	Sector 1	Sector 2	Sector 3	Lap Time	km/h	Lap	Sector 1	Sector 2	Sector 3	Lap Time	km/h	Lap	Sector 1	Sector 2	Sector 3	Lap Time	km/h
1	35.838	39.496	36.209	1'51.543	198,5	1	25.886	37.840	34.543	1'38.269	199,3	1	30.920	38.638	35.101	1'44.659	198,5
2	25.515	38.508	35.460	1'39.483	199,6	2	25.576	37.750	34.813	1'38.139	200,0	2	25.396	37.711	34.519	1'37.626	199,3
3	26.280	40.556	35.676	1'42.512	197,8	3	25.887	37.690	34.457	1'38.034	197,8	3	24.882	37.625	34.418	1'36.925	198,9
4	26.900	38.164	35.009	1'40.073	200,7	4	25.200	37.672	34.563	1'37.435	197,8	4	24.939	37.726	34.373	1'37.038	198,9
5	25.918	38.293	35.150	1'39.361	201,5	5	25.121	37.690	34.287	1'37.098	198,2	5	24.983	37.620	34.299	1'36.902	198,5
6	25.918	37.962	34.697	1'38.577	198,2	6	24.992	37.529	34.552	1'37.073	198,2	6	25.164	37.647	34.458	1'37.269	198,2
7	25.238	37.678	34.863	1'37.779	198,9	7	25.015	37.734	34.326	1'37.075	197,4	7	25.056	37.782	34.606	1'37.444	200,7
8	25.110	37.745	34.789	1'37.644	199,3	8	25.147	37.544	34.379	1'37.070	198,9	8	25.208	37.929	34.342	1'37.479	198,5
9	25.711	37.683	35.261	1'38.655	200,0	9	25.088	37.436	34.275	1'36.799	199,6	9	24.860	37.491	34.412	1'36.763	199,3
10	25.153	37.823	34.636	1'37.612	197,1	10	25.084	37.562	34.303	1'36.949	199,6	10	24.864	37.625	34.552	1'37.041	198,2
11	25.380	37.718	34.681	1'37.779	199,3	11	25.224	37.572	34.432	1'37.228	199,3	11	25.186	37.669	34.723	1'37.578	197,8
12	25.287	37.580	34.603	1'37.470	198,9	12	25.273	37.586	34.473	1'37.332	199,3	12	25.068	37.768	34.385	1'37.221	198,5
13	25.435	37.774	34.785	1'37.994	198,9	13	25.288	37.804	34.772	1'37.864	199,6	13	25.139	37.881	34.495	1'37.515	200,0
14	25.304	37.717	34.551	1'37.572	198,5	14	25.379	38.366	34.628	1'38.373	198,5	14	25.276	37.785	34.443	1'37.504	198,9
15	25.256	37.719	34.648	1'37.623	199,6	15	25.535	37.892	34.717	1'38.144	197,4	15	25.058	37.895	34.840	1'37.793	198,2
16	25.219	37.665	34.815	1'37.699	199,6	16 GHORPADE P. (1'37.437)						21 ABOGADO A. (1'38.413)					
17	25.381	38.082	34.596	1'38.059	196,7	Lap	Sector 1	Sector 2	Sector 3	Lap Time	km/h	Lap	Sector 1	Sector 2	Sector 3	Lap Time	km/h
1	36.837	40.476	36.516	1'53.829	196,0	1	33.989	39.123	35.991	1'49.103	200,0	1	36.424	39.735	35.838	1'51.997	197,1
2	26.172	39.024	37.154	1'42.350	197,1	2	25.822	38.769	35.239	1'39.830	200,4	2	26.994	38.645	35.628	1'41.267	197,1
3	26.181	39.448	35.621	1'41.250	196,7	3	26.522	38.357	34.387	1'39.266	198,5	3	26.275	38.539	35.326	1'40.140	199,3
4	26.645	38.489	2'26.254	3'31.388	P 198,2	4	25.318	37.648	34.687	1'37.653	200,7	4	26.240	38.697	35.003	1'39.940	197,1
5	30.748	38.762	36.426	1'45.936	P 196,4	5	25.935	37.917	34.330	1'38.182	198,9	5	25.888	38.419	35.007	1'39.314	196,7
6	25.806	38.561	34.972	1'39.339	195,7	6	25.153	37.660	34.697	1'37.510	201,4	6	26.442	39.202	34.723	1'40.367	196,7
7	25.544	38.256	34.674	1'38.474	197,4	7	25.084	38.288	34.460	1'37.832	199,6	7	27.195	38.666	34.982	1'40.843	197,4
8	25.792	38.137	34.958	1'38.887	196,0	8	25.112	37.729	37.082	1'39.923	198,2	8	25.591	38.227	35.075	1'38.893	196,7
9	25.844	38.639	35.015	1'39.498	197,4	9	25.518	37.866	34.435	1'37.8							



Peroni Race Weekend 27-28 Luglio 2013
Formula Renault 2.0 Alps - Analysis Race 1

Misano World Circuit 4.226 m

13	25.425	38.890	35.138	1'39.453	197,1	13	24.658	37.359	35.096	1'37.113	202,2	11	24.933	37.578	34.326	1'36.837	197,4
14	25.482	38.365	34.865	1'38.712	196,7	14	24.882	37.512	34.351	1'36.745	200,4	12	25.177	37.964	34.411	1'37.552	198,5
15	25.599	38.334	35.540	1'39.473	197,4	15	24.979	37.536	34.120	1'36.635	199,3	13	25.135	37.734	34.488	1'37.357	199,3
16	25.462	38.024	34.927	1'38.413	197,4	16	24.838	37.360	34.058	1'36.256	198,5	14	25.117	37.640	34.760	1'37.517	200,0
17	25.720	38.195	34.963	1'38.878	196,7	17	24.744	37.405	34.243	1'36.392	200,0	15	25.220	37.626	35.524	1'38.370	202,6
22 MORA F. (1'37.372)						31 SOLOMON M. (1'36.449)						36 KORNEEV D. (1'37.262)					
Lap	Sector 1	Sector 2	Sector 3	Lap Time	km/h	Lap	Sector 1	Sector 2	Sector 3	Lap Time	km/h	Lap	Sector 1	Sector 2	Sector 3	Lap Time	km/h
1	37.944	39.819	35.604	1'53.367	196,0	1	32.627	39.640	35.379	1'47.646	198,5	1	36.107	39.659	35.196	1'50.962	198,2
2	26.288	38.288	35.523	1'40.099	199,3	2	26.246	38.867	35.585	1'40.698	199,6	2	25.699	38.316	35.540	1'39.555	201,9
3	25.777	38.159	44.897	1'48.833	198,9	3	25.960	38.076	34.860	1'38.896	199,3	3	26.009	38.423	34.570	1'39.002	200,0
4	32.384	44.041	2'21.159	3'37.584	P 171,4	4	25.304	37.815	35.021	1'38.140	200,0	4	25.421	37.982	34.342	1'37.745	200,4
5	33.024	38.301	34.689	1'46.014	P 197,4	5	25.435	37.687	34.397	1'37.519	198,9	5	25.677	37.956	34.414	1'38.047	200,0
6	25.364	37.862	34.762	1'37.988	196,4	6	25.056	37.521	34.663	1'37.240	201,9	6	25.940	38.777	34.880	1'39.597	200,0
7	25.018	37.967	34.419	1'37.404	197,8	7	25.021	37.631	34.390	1'37.042	198,9	7	25.042	37.643	34.977	1'37.662	200,0
8	25.321	38.070	34.472	1'37.863	196,0	8	25.046	37.557	34.438	1'37.041	198,9	8	25.594	37.780	34.702	1'38.076	199,6
9	24.958	37.885	34.610	1'37.453	197,1	9	24.937	37.441	34.229	1'36.607	198,5	9	26.181	37.687	34.752	1'38.620	200,7
10	25.194	37.753	34.487	1'37.434	197,8	10	25.019	37.323	35.233	1'37.575	198,9	10	25.400	37.783	34.664	1'37.847	201,1
11	25.021	37.820	34.531	1'37.372	197,8	11	25.025	37.530	34.238	1'36.793	198,5	11	25.283	38.262	34.698	1'38.243	200,4
12	24.998	41.781	1'38.891	2'45.670	P 194,2	12	25.426	37.661	34.259	1'37.346	198,9	12	25.141	37.771	34.350	1'37.262	202,2
13	34.516	38.246	34.872	1'47.634	P 196,7	13	24.896	37.370	34.408	1'36.674	199,6	13	25.481	37.711	34.530	1'37.722	201,5
14	25.163	38.104	34.445	1'37.712	197,8	14	25.032	37.820	34.234	1'37.086	199,6	14	25.410	37.801	35.004	1'38.215	200,7
15	25.312	37.675	34.648	1'37.635	198,2	15	25.541	38.046	34.784	1'38.371	200,4	15	25.391	37.810	34.703	1'37.904	200,0
24 DE NARDA J. (1'37.227)						32 GHIOTTO L. (1'35.848)						38 TANG A. (1'37.050)					
Lap	Sector 1	Sector 2	Sector 3	Lap Time	km/h	Lap	Sector 1	Sector 2	Sector 3	Lap Time	km/h	Lap	Sector 1	Sector 2	Sector 3	Lap Time	km/h
1	35.076	38.717	35.594	1'49.387	200,7	1	30.395	38.143	34.726	1'43.264	197,8	1	32.127	38.813	34.841	1'45.781	196,0
2	26.452	38.287	35.545	1'40.284	201,1	2	25.107	37.501	34.400	1'54.008	200,7	2	25.460	38.093	34.819	1'38.372	199,6
3	26.440	38.118	34.744	1'39.302	197,4	3	25.465	37.793	34.114	1'37.372	199,3	3	24.991	37.596	34.545	1'37.132	199,6
4	25.430	37.782	34.459	1'37.671	201,1	4	25.248	37.522	34.732	1'37.502	201,5	4	25.073	37.512	34.465	1'37.050	200,0
5	25.863	37.871	34.565	1'38.299	201,9	5	24.953	37.345	33.926	1'36.224	198,9	5	25.250	37.773	34.358	1'37.381	198,2
6	25.457	37.762	34.304	1'37.523	201,1	6	24.719	37.354	34.794	1'36.867	203,4	6	24.928	37.618	34.571	1'37.117	198,2
7	25.789	37.827	34.707	1'38.323	203,4	7	25.540	37.535	34.363	1'37.438	201,1	7	25.012	37.692	34.562	1'37.266	198,2
8	25.458	37.792	35.337	1'38.587	200,0	8	24.936	37.331	34.744	1'37.011	201,9	8	25.074	37.664	34.630	1'37.368	199,3
9	25.768	37.822	34.566	1'38.156	201,5	9	26.670	37.405	34.660	1'38.735	203,0	9	25.050	37.727	34.665	1'37.442	197,4
10	25.262	37.891	35.208	1'38.361	200,0	10	25.112	37.300	34.095	1'36.507	203,0	10	25.147	37.640	34.358	1'37.145	198,5
11	25.557	37.941	34.546	1'38.044	200,0	11	24.877	37.191	34.155	1'36.223	199,6	11	25.035	37.609	34.518	1'37.162	198,2
12	25.478	38.071	34.316	1'37.865	200,0	12	24.904	37.342	34.026	1'36.272	199,3	12	25.050	37.662	34.556	1'37.268	198,9
13	25.295	37.626	34.306	1'37.227	200,4	13	24.698	37.195	33.955	1'35.848	200,4	13	25.146	38.268	35.242	1'38.656	196,4
14	25.236	37.800	34.424	1'37.460	200,7	14	24.620	37.414	33.939	1'35.973	199,6	14	26.687	38.270	35.132	1'40.089	195,7
15	25.208	37.865	34.543	1'37.616	200,0	15	24.866	37.348	34.326	1'36.540	200,7	15	26.052	38.274	35.836	1'40.162	195,7
16	25.256	38.202	34.762	1'38.220	200,7	16	25.352	37.597	33.862	1'36.811	199,6	16	26.414	38.337	35.377	1'40.128	200,0
17	25.690	38.174	35.207	1'39.071	200,0	17	24.558	37.303	34.085	1'35.946	200,4	17	25.978	38.316	35.642	1'39.936	197,8
25 GACHET S. (1'36.911)						33 BONIFACIO B. (1'36.204)						39 GILARDONI K. (1'37.489)					
Lap	Sector 1	Sector 2	Sector 3	Lap Time	km/h	Lap	Sector 1	Sector 2	Sector 3	Lap Time	km/h	Lap	Sector 1	Sector 2	Sector 3	Lap Time	km/h
1	31.684	38.429	35.181	1'45.294	200,0	1	28.937	37.879	34.170	1'40.986	197,1	1	33.357	39.171	35.435	1'47.963	198,5
2	25.685	37.972	34.571	1'38.228	200,0	2	24.883	37.696	34.283	1'36.862	198,5	2	25.886	40.069	35.559	1'41.514	198,2
3	25.111	37.800	34.465	1'37.376	198,9	3	24.803	37.616	34.167	1'36.586	198,2	3	26.407	38.229	34.429	1'39.065	199,3
4	24.961	37.649	34.530	1'37.140	200,4	4	24.823	37.464	34.357	1'36.644	198,9	4	25.470	37.811	34.599	1'37.880	198,9
5	25.222	37.574	34.187	1'36.983	199,6	5	25.327	38.918	34.552	1'38.797	198,2	5	25.782	37.906	34.564	1'38.252	199,3
6	25.019	37.489	34.403	1'36.911	201,1	6	24.925	38.559	34.882	1'38.366	198,2	6	25.202	37.652	34.635	1'37.489	198,5
7	25.267	37.766	34.473	1'37.506	199,3	7	25.449	37.586	34.019	1'37.054	199,3	7	25.795	37.930	34.673	1'38.398	200,0
8	25.228	37.777	34.400	1'37.405	200,0	8	24.688	37.463	34.053	1'36.204	198,9	8	25.262	38.797	34.981	1'39.040	198,2
9	25.199	37.559	34.523	1'37.281	200,7	9	24.699	37.503	35.024	1'37.226	198,5	9	26.124	37.879	34.741	1'38.744	200,0
10	25.016	37.598	34.655	1'37.269	200,4	10	24.773	37.433	34.881	1'37.087	199,3	10	25.842	37.677	34.513	1'38.032	198,9
11	25.157	37.607	34.455	1'37.219	200,7	11	24.739	37.522	35.061	1'37.322	198,5	11	25.387	38.314	34.572	1'38.273	199,3
12	25.263	37.600	34.559	1'37.422	201,5	12	24.777	37.551	34.019	1'36.347	198,9	12	25.258	38.028	34.413	1'37.699	199,6
13	25.161	37.753	34.913	1'37.827	202,2	13	24.801	37.597	34.963	1'37.361	198,9	13	25.337	37.747	34.470	1'37.554	198,9
14	25.187	37.775	34.804	1'37.766	200,4	14	24.699	37.607	34.220	1'36.526	198,2	14	25.215	37.809	34.504	1'37.528	198,5
15	25.227	37.749	34.809	1'37.785	200,4	15	24.799	37.488	34.039	1'36.326	198,2	15	25.202	37.816	34.707	1'37.725	198,9
16	25.351	37.844	34.568	1'37.763	199,6	16	24.811	37.538	34.018	1'36.367	198,5	16	25.223	38.022	34.810	1'38.055	199,3
17	25.235	37.670	34.733	1'37.638	200,0	17	24.974	37.539	34.269	1'36.782	198,5	17	25.350	37.993	36.479	1'39.822	200,4
30 FUOCO A. (1'35.887)						35 JOERG K. (1'36.514)						70 SASAHARA U. (1'37.004)					
Lap	Sector 1	Sector 2	Sector 3	Lap Time	km/h	Lap	Sector 1	Sector 2	Sector 3	Lap Time	km/h	Lap	Sector 1	Sector 2	Sector 3	Lap Time	km/h
1	29.395	38.052	34.499	1'41.946	197,8	1	30.702	38.425	34.857	1'43.984	197,8	1	32.369	38.829	35.011	1'46.209	198,2
2	24.841	37.578	34.226	1'36.645	198,												



Misano World Circuit 4.226 m

Peroni Race Weekend 27-28 Luglio 2013

Formula Renault 2.0 Alps - Analysis Race 1

3 / 3

9	25.108	37.626	35.242	1'37.976	200,0	7	25.299	37.911	34.849	1'38.059	196,4
10	25.025	37.728	34.330	1'37.083	198,9	8	25.425	38.158	34.935	1'38.518	195,3
11	25.013	37.667	34.395	1'37.075	198,9	9	25.674	37.870	36.007	1'39.551	196,0
12	25.099	37.706	34.599	1'37.404	198,9	10	25.760	37.886	34.704	1'38.350	196,7
13	25.019	37.912	34.855	1'37.786	198,9	11	25.396	38.011	34.826	1'38.233	196,7
14	25.284	38.492	34.451	1'38.227	197,8	12	25.588	38.051	35.161	1'38.800	196,7
15	25.158	37.773	34.399	1'37.330	198,5	13	25.768	38.173	34.788	1'38.729	196,0
16	25.172	37.774	34.564	1'37.510	199,6	14	26.257	38.205	35.228	1'39.690	198,2
17	25.173	37.629	34.628	1'37.430	200,0	15	25.435	37.938	34.765	1'38.138	197,4

71 RAMSAY G. (1'36.575)

Lap	Sector 1	Sector 2	Sector 3	Lap Time	km/h
1	32.941	38.808	36.768	1'48.517	197,4
2	25.716	38.296	35.009	1'39.021	197,4
3	25.025	37.763	34.349	1'37.137	198,5
4	24.817	37.614	34.365	1'36.796	198,2
5	24.914	37.434	34.399	1'36.747	198,5
6	24.801	37.480	34.294	1'36.575	198,2
7	25.071	37.652	34.235	1'36.958	198,5
8	24.938	37.516	34.433	1'36.887	199,6
9	25.085	37.633	34.972	1'37.690	199,3
10	25.146	37.650	34.556	1'37.352	199,6
11	24.814	37.465	34.408	1'36.687	200,0
12	25.185	37.594	34.622	1'37.401	201,1
13	25.095	37.757	34.988	1'37.840	201,9
14	25.624	38.312	34.474	1'38.410	199,6
15	25.107	37.825	34.440	1'37.372	198,9
16	25.347	37.793	34.542	1'37.682	199,6
17	25.191	37.752	34.569	1'37.512	200,0

72 AMADO J. (1'37.380)

Lap	Sector 1	Sector 2	Sector 3	Lap Time	km/h
1	36.772	39.617	36.235	1'52.624	197,8
2	26.159	38.032	35.123	1'39.314	199,3
3	25.987	38.198	34.827	1'39.012	198,2
4	25.082	37.793	34.505	1'37.380	199,3
5	25.180	38.032	34.734	1'37.946	199,3
6	25.398	38.528	34.966	1'38.892	200,7
7	25.256	38.502	34.812	1'38.570	198,5
8	25.220	37.931	34.614	1'37.765	197,1
9	25.816	37.944	34.653	1'38.413	199,3
10	25.324	37.695	34.618	1'37.637	198,9
11	25.231	38.058	34.892	1'38.181	201,5
12	25.522	37.836	34.778	1'38.136	199,3
13	25.229	38.299	35.464	1'38.992	198,2
14	25.460	37.897	34.990	1'38.347	197,1
15	25.446	37.995	34.830	1'38.271	198,2
16	25.177	38.034	34.740	1'37.951	198,2
17	25.354	38.085	35.210	1'38.649	196,7

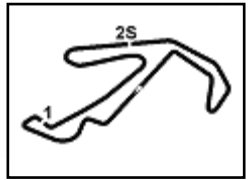
73 PECCENINI P. (1'38.331)

Lap	Sector 1	Sector 2	Sector 3	Lap Time	km/h
1	37.596	40.590	36.264	1'54.450	197,1
2	26.124	38.654	35.464	1'40.242	198,5
3	26.239	38.382	35.446	1'40.067	197,4
4	26.392	38.339	34.865	1'39.596	197,8
5	25.648	38.510	34.943	1'39.101	198,2
6	25.839	39.159	35.156	1'40.154	199,6
7	25.733	38.255	34.979	1'38.967	196,7
8	25.373	38.449	35.639	1'39.461	197,8
9	25.439	38.224	34.926	1'38.589	197,1
10	25.240	38.032	35.059	1'38.331	197,8
11	25.193	38.258	35.413	1'38.864	197,4
12	25.551	38.182	35.006	1'38.739	197,8
13	25.440	38.068	35.174	1'38.682	196,7
14	25.398	38.119	34.972	1'38.489	197,4
15	25.460	38.216	34.929	1'38.605	197,4
16	25.404	38.203	34.906	1'38.513	196,4
17	25.588	38.158	35.248	1'38.994	197,1

88 SIMONYAN D. (1'38.059)

Lap	Sector 1	Sector 2	Sector 3	Lap Time	km/h
1	36.593	39.993	35.642	1'52.228	193,5
2	25.922	38.189	35.174	1'39.285	196,7
3	26.719	38.393	36.133	1'41.245	197,4
4	26.243	38.130	34.962	1'39.335	196,0
5	25.731	37.821	35.453	1'39.005	197,1
6	25.570	38.336	34.971	1'38.877	194,2

P = Pits In/Out - C = Lap-Time Cancelled



Peroni Race Weekend 27-28 Luglio 2013

Formula Renault 2.0 Alps - Top Speeds Race 1

Misano World Circuit 4.226 m

Results

			Laps
1	33 BONIFACIO Bruno	Renault Alps 2.0	17
2	30 FUOCO Antonio	Renault Alps 2.0	0.295
3	35 JOERG Kevin	Renault Alps 2.0	7.393
4	11 ORUDZHEV Egor	Renault Alps 2.0	9.795
5	20 TERESHCHENKO Kostantin	Renault Alps 2.0	10.200
6	3 VILLEMI Hans	Renault Alps 2.0	11.462
7	25 GACHET Simon	Renault Alps 2.0	11.970
8	70 SASAHARA Ukvo	Renault Alps 2.0	12.857
9	71 RAMSAY Greor	Renault Alps 2.0	13.741
10	31 SOLOMON Matthew Barry	Renault Alps 2.0	15.181
11	32 GHIOTTO Luca	Renault Alps 2.0	15.698
12	15 CAPITANIO Dario	Renault Alps 2.0	19.190
13	38 TANG Andrew	Renault Alps 2.0	22.612
14	2 CHUDLEIGH Luke	Renault Alps 2.0	24.599
15	16 GHORPADE Parth	Renault Alps 2.0	25.876
16	24 DE NARDA Joffrev	Renault Alps 2.0	28.553
17	36 KORNEEV Denis	Renault Alps 2.0	29.340
18	39 GILARDONI Kevin	Renault Alps 2.0	30.190
19	72 AMADO Javier	Renault Alps 2.0	33.237
20	7 ZLOBIN Nikita	Renault Alps 2.0	34.592
21	18 CAZZANIGA Daniele	Renault Alps 2.0	40.528
22	88 SIMONYAN Dzhon	Renault Alps 2.0	43.763
23	73 PECCENINI Pietro	Renault Alps 2.0	47.001
24	21 ABOGADO Alejandro	Renault Alps 2.0	50.930
25	9 BOSAK Alex	Renault Alps 2.0	51.648
26	19 BAIGUERA Andrea	Renault Alps 2.0	1'04.143
27	8 EVSTIGNEEV Semen	Renault Alps 2.0	1 Lap
28	22 MORA Francisco	Renault Alps 2.0	2 Laps

Top Speeds

1	24 DE NARDA Joffrev	Renault Alps 2.0	203.4
2	32 GHIOTTO Luca	Renault Alps 2.0	203.4
3	35 JOERG Kevin	Renault Alps 2.0	202.6
4	18 CAZZANIGA Daniele	Renault Alps 2.0	202.2
5	36 KORNEEV Denis	Renault Alps 2.0	202.2
6	30 FUOCO Antonio	Renault Alps 2.0	202.2
7	25 GACHET Simon	Renault Alps 2.0	202.2
8	11 ORUDZHEV Egor	Renault Alps 2.0	201.9
9	31 SOLOMON Matthew Barry	Renault Alps 2.0	201.9
10	71 RAMSAY Greor	Renault Alps 2.0	201.9
11	7 ZLOBIN Nikita	Renault Alps 2.0	201.5
12	72 AMADO Javier	Renault Alps 2.0	201.5
13	16 GHORPADE Parth	Renault Alps 2.0	201.1
14	20 TERESHCHENKO Kostantin	Renault Alps 2.0	200.7
15	39 GILARDONI Kevin	Renault Alps 2.0	200.4
16	70 SASAHARA Ukvo	Renault Alps 2.0	200.4
17	38 TANG Andrew	Renault Alps 2.0	200.0
18	15 CAPITANIO Dario	Renault Alps 2.0	200.0
19	3 VILLEMI Hans	Renault Alps 2.0	200.0
20	73 PECCENINI Pietro	Renault Alps 2.0	199.6
21	9 BOSAK Alex	Renault Alps 2.0	199.6
22	22 MORA Francisco	Renault Alps 2.0	199.3
23	21 ABOGADO Alejandro	Renault Alps 2.0	199.3
24	33 BONIFACIO Bruno	Renault Alps 2.0	199.3
25	2 CHUDLEIGH Luke	Renault Alps 2.0	199.3
26	88 SIMONYAN Dzhon	Renault Alps 2.0	198.2
27	8 EVSTIGNEEV Semen	Renault Alps 2.0	198.2
28	19 BAIGUERA Andrea	Renault Alps 2.0	198.2

Sector 1

1	32 GHIOTTO L.	24.558
2	30 FUOCO A.	24.569
3	33 BONIFACIO B.	24.688
4	71 RAMSAY G.	24.801
5	70 SASAHARA U.	24.833
6	20 TERESHCHENKO	24.860
7	35 JOERG K.	24.878
8	11 ORUDZHEV E.	24.881
9	3 VILLEMI H.	24.884
10	31 SOLOMON M.	24.896
11	38 TANG A.	24.928
12	22 MORA F.	24.958
13	25 GACHET S.	24.961
14	15 CAPITANIO D.	24.992
15	36 KORNEEV D.	25.042
16	18 CAZZANIGA D.	25.044
17	72 AMADO J.	25.082
18	16 GHORPADE P.	25.084
19	2 CHUDLEIGH L.	25.103
20	7 ZLOBIN N.	25.110
21	73 PECCENINI P.	25.193
22	39 GILARDONI K.	25.202
23	24 DE NARDA J.	25.208
24	19 BAIGUERA A.	25.277
25	9 BOSAK A.	25.279
26	88 SIMONYAN D.	25.299
27	21 ABOGADO A.	25.425
28	8 EVSTIGNEEV S.	25.485

Sector 2

1	32 GHIOTTO L.	37.191
2	30 FUOCO A.	37.215
3	31 SOLOMON M.	37.323
4	35 JOERG K.	37.380
5	33 BONIFACIO B.	37.433
6	71 RAMSAY G.	37.434
7	15 CAPITANIO D.	37.436
8	11 ORUDZHEV E.	37.460
9	3 VILLEMI H.	37.479
10	25 GACHET S.	37.489
11	20 TERESHCHENKO	37.491
12	38 TANG A.	37.512
13	7 ZLOBIN N.	37.580
14	16 GHORPADE P.	37.585
15	70 SASAHARA U.	37.592
16	24 DE NARDA J.	37.626
17	2 CHUDLEIGH L.	37.630
18	36 KORNEEV D.	37.643
19	39 GILARDONI K.	37.652
20	18 CAZZANIGA D.	37.675
21	22 MORA F.	37.675
22	72 AMADO J.	37.695
23	88 SIMONYAN D.	37.821
24	9 BOSAK A.	37.870
25	19 BAIGUERA A.	37.949
26	21 ABOGADO A.	38.024
27	73 PECCENINI P.	38.032
28	8 EVSTIGNEEV S.	38.137

Sector 3

1	32 GHIOTTO L.	33.862
2	30 FUOCO A.	33.996
3	33 BONIFACIO B.	34.018
4	35 JOERG K.	34.090
5	31 SOLOMON M.	34.151
6	11 ORUDZHEV E.	34.160
7	25 GACHET S.	34.187
8	3 VILLEMI H.	34.200
9	71 RAMSAY G.	34.235
10	15 CAPITANIO D.	34.275
11	20 TERESHCHENKO	34.299
12	24 DE NARDA J.	34.304
13	16 GHORPADE P.	34.330
14	70 SASAHARA U.	34.330
15	36 KORNEEV D.	34.342
16	38 TANG A.	34.358
17	39 GILARDONI K.	34.413
18	22 MORA F.	34.419
19	2 CHUDLEIGH L.	34.425
20	72 AMADO J.	34.505
21	7 ZLOBIN N.	34.551
22	18 CAZZANIGA D.	34.560
23	8 EVSTIGNEEV S.	34.674
24	88 SIMONYAN D.	34.704
25	21 ABOGADO A.	34.723
26	9 BOSAK A.	34.819
27	73 PECCENINI P.	34.865
28	19 BAIGUERA A.	34.938