

Misano World Circuit 4.226 m

Peroni Race Weekend 27-28 Luglio 2013
Formula Renault 2.0 Alps - Results Race 2

Laps 16 = 67,616 km - Avg 146,074 km/h - Race Time 27'46.401

No.	Rider	Rider	Team	Car	Laps	Time	Gap	Rel.	Fastest Lap
1	32 GHIOTTO Luca (ITA)	Prema Power Team	Prema Power Team	Renault Alps 2.0	16	27'46.401		15	1'36.360
2	11 ORUDZHEV Egor (RUS)	Tech1 Racing	Tech1 Racing	Renault Alps 2.0	16	27'52.899	6.498	6.498 13	1'36.900
3	35 JOERG Kevin (SUI)	Jenzer Motorsport	Jenzer Motorsport	Renault Alps 2.0	16	27'54.737	8.336	1.838 12	1'36.863
4	3 VILLEMI Hans (EST)	Koiranen GP	SMP Racing by Koiranen GP	Renault Alps 2.0	16	27'56.359	9.958	1.622 8	1'37.048
5	25 GACHET Simon (FRA)	Arta Engeneering	Arta Engeneering	Renault Alps 2.0	16	27'57.050	10.649	0.691 8	1'37.046
6	70 SASAHARA Ukyo (JPN)	Euronova Racing	Euronova Racing by Fortec	Renault Alps 2.0	16	27'58.433	12.032	1.383 9	1'37.066
7	39 GILARDONI Kevin (ITA)	GSK	GSK Grand Prix	Renault Alps 2.0	16	28'03.298	16.897	4.865 11	1'37.731
8	36 KORNEEV Denis (RUS)	Jenzer Motorsport	Jenzer Motorsport	Renault Alps 2.0	16	28'04.333	17.932	1.035 13	1'37.343
9	24 DE NARDA Joffrey (FRA)	Arta Engeneering	Arta Engeneering	Renault Alps 2.0	16	28'05.388	18.987	1.055 12	1'37.209
10	2 CHUDLEIGH Luke (CAN)	Tech1 Racing	Tech1 Racing	Renault Alps 2.0	16	28'06.084	19.683	0.696 13	1'37.323
11	16 GHORPADE Parth (IND)	BVM Racing	BVM Racing	Renault Alps 2.0	16	28'06.433	20.032	0.349 11	1'37.511
12	88 SIMONYAN Dzhan (RUS)	GSK	GSK Grand Prix	Renault Alps 2.0	16	28'10.800	24.399	4.367 11	1'37.806
13	71 RAMSAY Gregor (GBR)	Euronova Racing	Euronova Racing by Fortec	Renault Alps 2.0	16	28'11.129	24.728	0.329 13	1'37.256
14	7 ZLOBIN Nikita (RUS)	Koiranen GP	SMP Racing by Koiranen GP	Renault Alps 2.0	16	28'15.669	29.268	4.540 12	1'37.899
15	3 BOSAK Alex (POL)	Koiranen GP	SMP Racing by Koiranen GP	Renault Alps 2.0	16	28'22.816	36.415	7.147 12	1'38.554
16	31 SOLOMON Matthew Barry (AUS)	Prema Junior	Prema Junior	Renault Alps 2.0	16	28'24.841	38.440	2.025 13	1'36.868
17	19 BAIGUERA Andrea (ITA)	Baiguera	Brixia Horse Power	Renault Alps 2.0	16	28'30.929	44.528	6.088 8	1'38.440
18	18 CAZZANIGA Daniele (ITA)	Cazzaniga	Viola Formula Racing	Renault Alps 2.0	16	28'39.424	53.023	8.495 9	1'38.363
19	8 EVSTIGNEEV Semen (RUS)	Koiranen GP	SMP Racing by Koiranen GP	Renault Alps 2.0	16	28'45.450	59.049	6.026 10	1'40.034
20	20 TERESHCHENKO Kostantin (RUS)	Interwetten.com Racing Team	Interwetten.com Racing Team	Renault Alps 2.0	14	25'03.945	2 Laps	2 Laps 10	1'37.575
21	38 TANG Andrew (SIN)	Jenzer Motorsport	Jenzer Motorsport	Renault Alps 2.0	14	25'05.005	2 Laps	1.060 13	1'36.944
22	73 PECCENINI Pietro (ITA)	Peccenini	TS Corse	Renault Alps 2.0	14	28'34.661	2 Laps	3'29.656 7	1'38.238
----- Not Classified -----									
RET	21 ABOGADO Alejandro (MEX)	Interwetten.com Racing Team	Interwetten.com Racing Team	Renault Alps 2.0	9	17'07.471	7 Laps	8	1'40.664
RET	15 CAPITANIO Dario (ITA)	BVM Racing	BVM Racing	Renault Alps 2.0	7	13'26.406	9 Laps	6	1'38.875
RET	72 AMADO Javier (VEN)	Euronova Racing	Euronova Racing by Fortec	Renault Alps 2.0	5	10'10.895	11 Laps	3	1'41.216
RET	33 BONIFACIO Bruno (ITA)	Prema Power Team	Prema Power Team	Renault Alps 2.0	2	3'31.822	14 Laps	2	1'48.169
RET	30 FUOCO Antonio (ITA)	Prema Junior	Prema Junior	Renault Alps 2.0	1	1'44.091	15 Laps		
RET	22 MORA Francisco (POR)	Interwetten.com Racing Team	Interwetten.com Racing Team	Renault Alps 2.0	1	1'49.948	15 Laps		

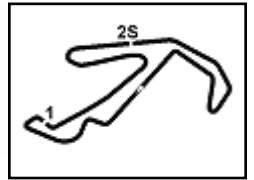
Starting: 28 Not Started: 0 Retired: 6 Not Classified: 0 Classified: 22 Disqualified: 0

Fastest Lap N. 15 No. 32 Luca Ghiotto Time 1'36.360 Avg. 157,883 Km/h

Race Director : Fabrizio Fondacci

Start 13:53
End 14:23

The results are provisional until the end of the time limit for protests and appeals and the completion of the technical checks.



Peroni Race Weekend 27-28 Luglio 2013
Formula Renault 2.0 Alps - Analysis Race 2

Misano World Circuit 4.226 m

2 CHUDLEIGH L. (1'37.323)					
Lap	Sector 1	Sector 2	Sector 3	Lap Time	km/h
1	36.393	40.032	35.768	1'52.193	200,0
2	25.626	38.657	35.798	1'40.081	200,4
3	25.634	39.435	43.502	1'48.571	200,0
4	29.040	46.233	58.464	2'13.737	132,7
5	38.252	57.918	53.216	2'29.386	124,7
6	25.708	38.560	34.902	1'39.170	198,9
7	26.004	38.268	35.158	1'39.430	200,4
8	25.492	38.020	34.601	1'38.113	199,6
9	25.357	37.977	34.455	1'37.789	198,9
10	25.561	38.940	34.665	1'39.166	200,7
11	25.907	38.304	34.807	1'39.018	200,0
12	25.537	37.815	34.620	1'37.972	199,6
13	25.114	37.626	34.583	1'37.323	199,6
14	25.456	38.065	34.732	1'38.253	200,0
15	25.364	37.850	34.639	1'37.853	201,9
16	25.441	37.812	34.776	1'38.029	200,0

3 VILLEMI H. (1'37.048)					
Lap	Sector 1	Sector 2	Sector 3	Lap Time	km/h
1	33.906	39.334	34.897	1'48.137	197,8
2	25.568	37.963	35.201	1'38.732	199,6
3	25.318	39.316	44.885	1'49.519	196,0
4	29.315	45.402	59.326	2'14.043	141,2
5	38.651	58.198	55.028	2'31.877	125,9
6	25.686	38.336	35.087	1'39.109	200,7
7	25.833	37.735	34.357	1'37.925	199,6
8	25.008	37.724	34.316	1'37.048	200,7
9	25.062	37.898	34.352	1'37.312	199,6
10	25.134	37.528	34.468	1'37.130	201,5
11	25.315	37.677	34.377	1'37.369	200,7
12	25.110	37.691	34.354	1'37.155	200,4
13	25.326	37.822	34.661	1'37.809	198,5
14	25.365	37.915	34.448	1'37.728	200,4
15	25.159	37.952	34.667	1'37.778	200,0
16	25.263	37.929	34.496	1'37.688	199,6

7 ZLOBIN N. (1'37.899)					
Lap	Sector 1	Sector 2	Sector 3	Lap Time	km/h
1	38.005	40.177	36.117	1'54.299	195,3
2	26.705	39.423	35.186	1'41.314	198,2
3	26.524	38.186	42.856	1'47.566	198,9
4	30.004	46.107	57.372	2'13.483	141,2
5	39.495	56.367	53.532	2'29.394	133,5
6	25.961	38.176	34.961	1'39.098	199,3
7	25.846	38.061	35.321	1'39.228	202,2
8	25.608	38.641	36.745	1'40.994	197,8
9	25.945	38.155	35.218	1'39.318	197,8
10	26.180	38.224	35.303	1'39.707	197,1
11	26.086	38.017	34.759	1'38.862	198,5
12	25.383	37.861	34.655	1'37.899	198,2
13	25.417	38.191	35.073	1'38.681	198,9
14	25.480	38.137	35.023	1'38.640	198,2
15	25.482	38.204	34.964	1'38.650	198,5
16	25.440	38.008	35.088	1'38.536	198,5

8 EVSTIGNEEV S. (1'40.034)					
Lap	Sector 1	Sector 2	Sector 3	Lap Time	km/h
1	38.302	40.696	37.158	1'56.156	201,5
2	27.030	38.690	35.670	1'41.390	200,7
3	26.001	40.412	42.852	1'49.265	193,9
4	31.717	44.229	57.530	2'13.476	126,8
5	39.895	57.207	52.019	2'29.121	153,0
6	26.062	38.415	43.354	1'47.831	199,3
7	27.075	39.377	36.090	1'42.542	198,5
8	26.023	38.804	35.634	1'40.461	197,1
9	26.104	38.831	35.535	1'40.470	195,7
10	26.243	38.563	35.228	1'40.034	195,7
11	25.974	39.064	35.772	1'40.810	197,8
12	26.451	38.451	35.347	1'40.249	196,0
13	26.159	38.700	35.568	1'40.427	195,3
14	26.042	38.714	35.615	1'40.371	194,6
15	26.232	38.952	36.542	1'41.726	196,7
16	25.950	38.554	36.617	1'41.121	195,3

9 BOSAK A. (1'38.554)					
Lap	Sector 1	Sector 2	Sector 3	Lap Time	km/h
1					
2					
3					
4					
5					
6					
7					
8					
9					
10					
11					
12					
13					
14					
15					
16					

1	38.573	40.311	36.655	1'55.539	197,8
2	27.206	38.779	35.540	1'41.525	197,4
3	25.938	38.125	43.692	1'47.755	197,8
4	30.507	45.473	57.945	2'13.925	126,6
5	39.348	56.232	53.145	2'28.725	149,4
6	25.953	38.092	35.112	1'39.157	198,2
7	27.501	38.216	35.177	1'40.894	199,6
8	25.652	38.107	36.186	1'39.945	199,6
9	25.861	39.163	35.201	1'40.225	195,7
10	26.448	38.393	35.091	1'39.932	197,4
11	25.848	38.134	34.992	1'38.974	197,8
12	25.715	37.922	34.917	1'38.554	197,4
13	25.779	38.363	34.929	1'39.071	197,8
14	25.677	38.100	35.198	1'38.975	197,8
15	25.811	38.415	35.348	1'39.574	197,8
16	26.008	38.556	35.482	1'40.046	198,5

11 ORUDZHEV E. (1'36.900)					
Lap	Sector 1	Sector 2	Sector 3	Lap Time	km/h
1	32.540	38.824	34.844	1'46.208	199,6
2	25.301	37.746	34.519	1'37.566	201,5
3	25.191	39.910	44.498	1'49.599	194,9
4	30.054	45.394	59.427	2'14.875	136,0
5	38.102	59.191	55.333	2'32.626	118,2
6	26.025	38.466	35.068	1'39.559	201,5
7	25.428	37.608	34.256	1'37.292	199,6
8	25.148	37.722	34.319	1'37.189	200,0
9	24.927	37.536	34.520	1'36.983	199,6
10	25.399	37.621	34.479	1'37.499	200,7
11	25.034	37.649	34.823	1'37.506	201,5
12	25.007	37.498	34.463	1'36.968	198,9
13	24.984	37.524	34.392	1'36.900	200,4
14	25.197	37.892	34.355	1'37.444	199,3
15	25.117	37.759	34.416	1'37.292	199,3
16	25.082	37.796	34.515	1'37.393	200,0

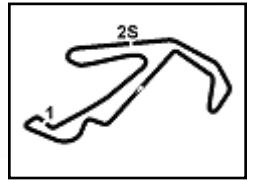
15 CAPITANIO D. (1'38.875)					
Lap	Sector 1	Sector 2	Sector 3	Lap Time	km/h
1	34.421	40.104	35.151	1'49.676	197,4
2	25.846	38.293	45.842	1'49.981	198,5
3	25.320	38.055	42.980	1'46.355	197,8
4	31.418	44.848	57.607	2'13.873	123,0
5	39.325	56.732	52.569	2'28.626	163,6
6	26.004	37.963	34.908	1'38.875	199,6
7	26.180	38.112	34.728	1'39.020	198,2

16 GHORPADE P. (1'37.511)					
Lap	Sector 1	Sector 2	Sector 3	Lap Time	km/h
1	36.150	41.654	36.135	1'53.939	198,5
2	26.505	38.867	36.048	1'41.420	200,0
3	26.125	37.937	43.441	1'47.503	200,0
4	29.465	46.553	57.190	2'13.208	144,6
5	39.175	56.824	53.610	2'29.609	131,5
6	25.728	37.966	34.980	1'38.674	198,5
7	26.274	38.226	34.740	1'39.240	198,9
8	26.079	38.415	34.755	1'39.249	200,7
9	26.006	37.854	34.696	1'38.556	200,0
10	25.846	38.001	34.457	1'38.304	199,3
11	25.356	37.748	34.407	1'37.511	199,6
12	25.754	37.947	34.665	1'38.366	200,4
13	25.518	37.760	34.443	1'37.721	203,8
14	25.129	37.706	34.785	1'37.620	200,0
15	25.269	37.848	34.674	1'37.791	200,4
16	25.364	37.835	34.523	1'37.722	200,7

18 CAZZANIGA D. (1'38.363)					
Lap	Sector 1	Sector 2	Sector 3	Lap Time	km/h
1	37.586	40.605	36.539	1'54.730	194,9
2	26.807	39.579	35.134	1'41.520	198,5
3	26.290	38.198	43.223	1'47.711	199,6
4	30.686	45.529	57.816	2'14.031	133,2
5	39.553	56.154	53.059	2'28.766	155,8
6	25.731	38.131	35.113	1'38.975	199,6
7	25.748	38.246	35.168	1'39.162	198,5
8	25.499	38.423	41.373	1'45.295	199,6
9	25.451	38.023	34.889	1'38.363	197,8
10	25.938	38.507	34.867	1'39.312	198,5
11	25.844	38.257	35.695	1'39.796	197,8

12	27.094	38.332	34.563	1'39.989	197,1
13	25.386	37.903	35.091	1'38.380	199,3
14	25.653	38.171	34.664	1'38.488	198,9
15	25.333	46.847	38.230	1'50.410	188,2
16	27.590	39.247	37.659	1'44.496	198,2

19 BAIGUERA A. (1'38.440)					
Lap	Sector 1	Sector 2	Sector 3	Lap Time	km/h
1	36.735	39.983	36.628	1'53.346	199,3
2	25.631	45.993	35.758	1'47.382	198,9
3	25.608	38.472	42.481	1'46.561	198,9
4	32.043	44.034	57.625	2'13.702	126,2
5	39.796	56.927	52.692	2'29.415	149,4
6	25.781	38.325	44.180	1'48.286	198,5
7	26.296	38.370	35.245	1'39.911	198,5
8	25.442	38.043	34.955	1'38.440	198,9
9	25.348	38.123	35.114	1'38.585	198,2
10	25.855	38.767	35.138	1'39.760	196,4
11	25.731	38.599	34.99		



Peroni Race Weekend 27-28 Luglio 2013
Formula Renault 2.0 Alps - Analysis Race 2

Misano World Circuit 4.226 m

1	33.575	38.302	35.044	1'46.921	200,4
2	25.678	37.792	35.675	1'39.145	201,1
3	25.379	38.831	44.921	1'49.131	190,1
4	29.702	45.725	58.945	2'14.372	145,9
5	38.716	58.406	55.346	2'32.468	125,7
6	25.571	38.366	35.080	1'39.017	202,2
7	25.689	37.631	34.241	1'37.561	200,4
8	25.093	37.659	34.294	1'37.046	201,1
9	25.332	37.676	34.459	1'37.467	199,6
10	25.189	37.588	34.718	1'37.495	200,4
11	25.053	37.586	34.450	1'37.089	201,1
12	25.148	37.666	34.466	1'37.280	200,0
13	25.227	38.371	35.080	1'38.678	198,5
14	25.279	38.081	34.476	1'37.836	200,7
15	25.467	37.652	34.617	1'37.736	201,5
16	25.303	37.743	34.762	1'37.808	202,2

14	25.266	38.590	34.458	1'38.314	199,3
15	25.119	37.737	34.444	1'37.300	200,0
16	25.984	37.941	34.708	1'38.633	200,4
36 KORNEEV D. (1'37.343)					
Lap	Sector 1	Sector 2	Sector 3	Lap Time	km/h
1	35.736	41.892	36.096	1'53.724	196,7
2	26.040	39.421	35.810	1'41.271	199,6
3	25.931	38.172	43.190	1'47.293	198,9
4	29.259	47.029	57.063	2'13.351	145,2
5	39.004	57.083	53.301	2'29.388	125,3
6	25.626	38.165	35.075	1'38.866	201,1
7	25.901	37.897	35.322	1'39.120	201,9
8	26.186	38.342	34.586	1'39.114	199,6
9	25.283	37.708	34.497	1'37.488	200,7
10	25.125	37.906	34.327	1'37.358	199,3
11	26.298	37.982	34.609	1'38.889	201,9
12	25.161	37.664	34.542	1'37.367	200,4
13	25.340	37.571	34.432	1'37.343	200,5
14	26.026	37.832	34.342	1'38.200	201,0
15	25.289	37.805	34.598	1'37.692	199,6
16	25.393	37.831	34.645	1'37.869	200,4

71 RAMSAY G. (1'37.256)					
Lap	Sector 1	Sector 2	Sector 3	Lap Time	km/h
1	34.999	1'00.844	34.778	2'10.621	196,0
2	25.940	38.311	34.895	1'39.146	197,4
3	25.951	39.078	35.943	1'40.972	197,4
4	29.785	43.938	57.684	2'11.407	117,8
5	40.083	57.006	51.406	2'28.495	134,5
6	27.129	38.311	35.389	1'40.829	198,5
7	25.427	37.901	34.702	1'38.030	199,3
8	25.170	37.878	35.226	1'38.274	200,4
9	25.862	38.273	34.582	1'38.717	198,2
10	25.471	37.754	34.756	1'37.981	199,3
11	25.262	37.709	34.688	1'37.659	199,3
12	25.039	37.745	34.521	1'37.305	198,2
13	25.077	37.729	34.450	1'37.256	198,9
14	25.134	37.885	34.753	1'37.772	197,4
15	25.158	37.947	34.538	1'37.643	200,4
16	25.285	38.159	35.578	1'39.022	201,1

30 FUOCO A. (40'39.999)					
Lap	Sector 1	Sector 2	Sector 3	Lap Time	km/h
1	31.550	37.970	34.571	1'44.091	198,9

31 SOLOMON M. (1'36.868)					
Lap	Sector 1	Sector 2	Sector 3	Lap Time	km/h
1	34.689	41.255	35.298	1'51.242	200,0
2	25.534	38.097	36.299	1'39.930	201,9
3	25.594	38.440	42.486	1'46.520	196,7
4	29.431	45.910	2'16.245	3'31.586	151,0
5	32.819	38.112	35.197	1'46.128	196,4
6	25.200	37.530	34.758	1'37.488	197,4
7	25.077	37.712	34.497	1'37.286	198,9
8	25.109	37.736	34.535	1'37.380	198,2
9	25.136	38.248	34.610	1'37.488	197,1
10	24.863	37.747	34.304	1'36.914	198,5
11	24.854	37.781	34.425	1'37.060	198,9
12	25.043	37.580	34.424	1'37.047	197,1
13	24.944	37.482	34.442	1'36.868	198,9
14	24.969	37.708	34.346	1'37.023	199,3
15	24.866	37.590	34.818	1'37.274	198,5
16	25.006	37.593	34.502	1'37.101	199,6

38 TANG A. (1'36.944)					
Lap	Sector 1	Sector 2	Sector 3	Lap Time	km/h
1	33.940	40.135	35.273	1'49.348	199,3
2	25.273	37.812	35.574	1'38.659	200,7
3	25.065	47.944	44.229	1'57.238	177,3
4	31.577	44.954	57.607	2'14.138	117,5
5	39.357	56.558	52.489	2'28.404	164,4
6	26.035	38.091	34.947	1'39.073	199,6
7	26.269	37.835	34.832	1'38.936	198,2
8	25.139	38.029	35.240	1'38.408	200,4
9	25.045	37.866	34.680	1'37.591	198,9
10	39.929	38.670	35.225	1'53.824	199,3
11	25.730	38.014	34.529	1'38.273	197,8
12	25.058	37.515	34.581	1'37.154	196,7
13	25.007	37.510	34.427	1'36.944	198,2
14	24.935	37.442	34.638	1'37.015	198,9

72 AMADO J. (1'41.216)					
Lap	Sector 1	Sector 2	Sector 3	Lap Time	km/h
1	37.105	41.317	36.964	1'55.386	196,0
2	45.327	38.341	35.739	1'59.407	196,7
3	25.717	39.528	35.971	1'41.216	196,4
4	27.929	41.131	57.845	2'06.905	123,3
5	40.032	57.203	50.746	2'27.981	123,3

32 GHIOTTO L. (1'36.360)					
Lap	Sector 1	Sector 2	Sector 3	Lap Time	km/h
1	31.939	38.236	34.536	1'44.711	197,8
2	25.164	37.715	34.429	1'37.308	199,3
3	25.104	39.545	44.741	1'49.390	178,2
4	30.297	45.570	58.699	2'14.566	122,9
5	38.940	59.392	55.967	2'34.299	118,0
6	25.315	37.849	34.358	1'37.522	197,8
7	24.985	37.749	34.486	1'37.220	197,8
8	25.078	37.616	34.320	1'37.014	198,2
9	24.860	37.516	34.550	1'36.926	197,8
10	25.044	37.514	34.622	1'37.180	198,2
11	24.911	37.517	34.383	1'36.811	199,6
12	24.951	37.355	34.468	1'36.774	198,9
13	24.926	37.452	34.574	1'36.952	198,5
14	24.996	37.469	34.327	1'36.792	198,9
15	24.744	37.486	34.130	1'36.360	199,3
16	24.773	37.408	34.395	1'36.576	199,6

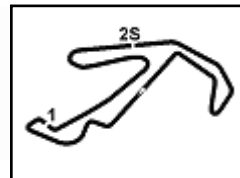
39 GILARDONI K. (1'37.731)					
Lap	Sector 1	Sector 2	Sector 3	Lap Time	km/h
1	35.741	39.968	35.144	1'50.853	197,8
2	25.569	38.131	36.892	1'40.592	199,3
3	25.658	39.408	42.305	1'47.371	196,7
4	30.075	45.695	58.271	2'14.041	147,3
5	38.461	57.780	54.120	2'30.361	127,1
6	25.818	38.165	35.363	1'39.346	198,9
7	25.848	38.065	35.370	1'39.283	197,8
8	25.399	37.835	34.647	1'37.881	199,3
9	25.211	37.875	34.672	1'37.758	198,2
10	25.232	37.978	34.694	1'37.904	197,1
11	25.259	37.819	34.653	1'37.731	197,4
12	25.140	37.868	34.730	1'37.738	196,7
13	25.238	38.048	34.791	1'38.077	197,4
14	25.238	37.875	34.763	1'37.876	197,4
15	25.335	38.034	34.840	1'38.209	197,8
16	25.325	38.010	34.942	1'38.277	198,5

73 PECCENINI P. (1'38.238)					
Lap	Sector 1	Sector 2	Sector 3	Lap Time	km/h
1	3'35.386	41.186	2'08.660	6'25.232	P 192,9
2	33.082	39.797	35.855	1'48.734	P 191,8
3	25.731	41.371	51.362	1'58.464	122,0
4	25.965	38.370	35.956	1'40.291	197,8
5	25.931	39.113	35.213	1'40.257	193,2
6	25.367	38.356	34.989	1'38.712	197,1
7	25.366	38.194	34.678	1'38.238	196,4
8	25.608	38.133	34.742	1'38.483	197,8
9	25.749	37.990	35.560	1'39.299	200,4
10	25.894	38.131	34.618	1'38.643	197,4
11	25.280	38.242	34.811	1'38.333	198,9
12	37.560	39.729	35.066	1'52.355	196,4
13	25.529	38.363	35.063	1'38.955	197,1
14	25.758	38.026	34.881	1'38.665	197,4

33 BONIFACIO B. (1'48.169)					
Lap	Sector 1	Sector 2	Sector 3	Lap Time	km/h
1	30.983	38.053	34.617	1'43.653	197,8
2	25.044	37.850	45.275	1'48.169	198,2

70 SASAHARA U. (1'37.066)					
Lap	Sector 1	Sector 2	Sector 3	Lap Time	km/h
1	34.188	39.693	34.878	1'48.759	195,7
2	25.420	37.919	35.419	1'38.758	199,3
3	25.260	39.205	45.199	1'49.664	180,9
4	29.289	45.565	59.663	2'14.517	148,1
5	37.968	58.532	54.656	2'31.156	129,0
6	25.496	38.205	35.137	1'38.838	201,5
7	26.205	37.794	35.161	1'39.160	201,9
8	25.060	37.736	34.396	1'37.192	199,3
9	24.975	37.641	34.450	1'37.066	198,9
10	25.232	37.775	34.516	1'37.523	198,2
11	25.052	37.677	34.440	1'37.169	198,5
12	25.104	37.595	34.535	1'37.234	198,5
13	25.191	37.700	34.547	1'37.438	200,7
14	25.443	37.610	34.431	1'37.484	200,7
15	25.331	37.918	34.454	1'37.703	200,4
16	25.699	37.985	35.088	1'38.772	199,3

88 SIMONYAN D. (1'37.806)					
Lap	Sector 1	Sector 2	Sector 3	Lap Time	km/h
1	36.792	40.261	35.958	1'53.011	197,8
2	25.390	38.292	35.918	1'39.600	200,4
3	25.785	39.040	43.770	1'48.595</	

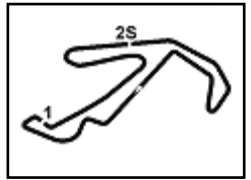


Misano World Circuit 4.226 m

Peroni Race Weekend 27-28 Luglio 2013

Formula Renault 2.0 Alps - Lap Chart Race 2

Pos	Lap															
	1	2	3	4	5	6	7	8	9	10	11	12	13	14	15	16
1	33	32	32	32	32	32	32	32	32	32	32	32	32	32	32	32
2	30	35	35	35	35	35	35	35	35	35	35	35	35	11	11	11
3	32	11	11	11	11	11	11	11	11	11	11	11	11	35	35	35
4	35	20	20	20	20	25	25	25	25	25	25	25	3	3	3	3
5	11	25	25	25	25	3	3	3	3	3	3	3	25	25	25	25
6	20	3	3	3	3	20	70	70	70	70	70	70	70	70	70	70
7	25	70	70	70	70	70	39	39	39	39	39	39	39	39	39	39
8	3	38	31	39	39	39	24	24	24	24	24	24	24	36	36	36
9	70	31	39	24	24	24	2	2	2	36	36	36	36	24	24	24
10	38	39	24	2	2	2	36	36	36	2	2	2	2	2	2	2
11	15	33	2	88	88	88	88	88	88	88	88	88	16	16	16	16
12	22	24	88	36	36	36	16	16	16	16	16	16	88	88	88	88
13	39	2	36	16	16	16	7	38	38	7	71	71	71	71	71	71
14	31	88	16	7	7	7	18	7	7	71	7	7	7	7	7	7
15	24	36	7	18	18	18	38	9	71	9	9	9	9	9	9	9
16	2	16	18	9	9	9	15	71	9	18	18	20	20	20	31	31
17	88	7	9	38	38	38	9	18	18	20	20	18	18	18	19	19
18	19	18	38	15	15	15	71	20	20	19	38	38	38	38	18	18
19	36	9	15	8	8	71	21	21	19	38	19	19	19	31	8	8
20	16	8	8	19	19	21	20	19	8	8	31	31	31	19		
21	7	15	19	21	21	8	19	8	31	31	8	8	8	8		
22	18	19	21	71	71	19	8	31	21	73	73	73	73	73		
23	21	21	71	72	72	31	31	73	73							
24	72	71	72	31	31	73	73									
25	9	72	73	73	73											
26	8	73														
27	71															
28	73															



Peroni Race Weekend 27-28 Luglio 2013

Formula Renault 2.0 Alps - Top Speeds Race 2

Misano World Circuit 4.226 m

Results

Pos	Driver	Team	Laps
1	32 GHIOTTO Luca	Renault Alps 2.0	16
2	11 ORUDZHEV Eoor	Renault Alps 2.0	6.498
3	35 JOERG Kevin	Renault Alps 2.0	8.336
4	3 VILLEMI Hans	Renault Alps 2.0	9.958
5	25 GACHET Simon	Renault Alps 2.0	10.649
6	70 SASAHARA Ukvo	Renault Alps 2.0	12.032
7	39 GILARDONI Kevin	Renault Alps 2.0	16.897
8	36 KORNEEV Denis	Renault Alps 2.0	17.932
9	24 DE NARDA Joffrev	Renault Alps 2.0	18.987
10	2 CHUDLEIGH Luke	Renault Alps 2.0	19.683
11	16 GHORPADE Parth	Renault Alps 2.0	20.032
12	88 SIMONYAN Dzhon	Renault Alps 2.0	24.399
13	71 RAMSAY Greor	Renault Alps 2.0	24.728
14	7 ZLOBIN Nikita	Renault Alps 2.0	29.268
15	9 BOSAK Alex	Renault Alps 2.0	36.415
16	31 SOLOMON Matthew Barry	Renault Alps 2.0	38.440
17	19 BAIGUERA Andrea	Renault Alps 2.0	44.528
18	18 CAZZANIGA Daniele	Renault Alps 2.0	53.023
19	8 EVSTIGNEEV Semen	Renault Alps 2.0	59.049
20	20 TERESHCHENKO Kostantin	Renault Alps 2.0	2 Laps
21	38 TANG Andrew	Renault Alps 2.0	2 Laps
22	73 PECCENINI Pietro	Renault Alps 2.0	2 Laps
RET	21 ABOGADO Aleiandro	Renault Alps 2.0	7 Laps
RET	15 CAPITANIO Dario	Renault Alps 2.0	9 Laps
RET	72 AMADO Javier	Renault Alps 2.0	11 Laps
RET	33 BONIFACIO Bruno	Renault Alps 2.0	14 Laps
RET	30 FUOCO Antonio	Renault Alps 2.0	15 Laps
RET	22 MORA Francisco	Renault Alps 2.0	15 Laps

Top Speeds

Pos	Driver	Team	Top Speed
1	16 GHORPADE Parth	Renault Alps 2.0	203.8
2	24 DE NARDA Joffrev	Renault Alps 2.0	203.4
3	25 GACHET Simon	Renault Alps 2.0	202.2
4	7 ZLOBIN Nikita	Renault Alps 2.0	202.2
5	30 FUOCO Antonio	Renault Alps 2.0	201.9
6	31 SOLOMON Matthew Barry	Renault Alps 2.0	201.9
7	70 SASAHARA Ukvo	Renault Alps 2.0	201.9
8	36 KORNEEV Denis	Renault Alps 2.0	201.9
9	2 CHUDLEIGH Luke	Renault Alps 2.0	201.9
10	8 EVSTIGNEEV Semen	Renault Alps 2.0	201.5
11	11 ORUDZHEV Eoor	Renault Alps 2.0	201.5
12	3 VILLEMI Hans	Renault Alps 2.0	201.5
13	71 RAMSAY Greor	Renault Alps 2.0	201.1
14	88 SIMONYAN Dzhon	Renault Alps 2.0	201.1
15	20 TERESHCHENKO Kostantin	Renault Alps 2.0	200.7
16	38 TANG Andrew	Renault Alps 2.0	200.7
17	22 MORA Francisco	Renault Alps 2.0	200.4
18	73 PECCENINI Pietro	Renault Alps 2.0	200.4
19	35 JOERG Kevin	Renault Alps 2.0	200.4
20	15 CAPITANIO Dario	Renault Alps 2.0	200.0
21	18 CAZZANIGA Daniele	Renault Alps 2.0	199.6
22	9 BOSAK Alex	Renault Alps 2.0	199.6
23	32 GHIOTTO Luca	Renault Alps 2.0	199.6
24	19 BAIGUERA Andrea	Renault Alps 2.0	199.3
25	39 GILARDONI Kevin	Renault Alps 2.0	199.3
26	21 ABOGADO Aleiandro	Renault Alps 2.0	198.5
27	33 BONIFACIO Bruno	Renault Alps 2.0	198.2
28	72 AMADO Javier	Renault Alps 2.0	196.7

Sector 1

Pos	Driver	Time
1	32 GHIOTTO L.	24.744
2	31 SOLOMON M.	24.854
3	35 JOERG K.	24.907
4	11 ORUDZHEV E.	24.927
5	38 TANG A.	24.935
6	70 SASAHARA U.	24.975
7	3 VILLEMI H.	25.008
8	71 RAMSAY G.	25.039
9	33 BONIFACIO B.	25.044
10	25 GACHET S.	25.053
11	20 TERESHCHENKO	25.060
12	2 CHUDLEIGH L.	25.114
13	36 KORNEEV D.	25.125
14	16 GHORPADE P.	25.129
15	39 GILARDONI K.	25.140
16	30 FUOCO A.	25.164
17	24 DE NARDA J.	25.268
18	73 PECCENINI P.	25.280
19	88 SIMONYAN D.	25.306
20	15 CAPITANIO D.	25.320
21	18 CAZZANIGA D.	25.333
22	19 BAIGUERA A.	25.348
23	7 ZLOBIN N.	25.383
24	9 BOSAK A.	25.652
25	72 AMADO J.	25.717
26	22 MORA F.	25.869
27	21 ABOGADO A.	25.887
28	8 EVSTIGNEEV S.	25.950

Sector 2

Pos	Driver	Time
1	32 GHIOTTO L.	37.355
2	38 TANG A.	37.442
3	31 SOLOMON M.	37.482
4	35 JOERG K.	37.489
5	11 ORUDZHEV E.	37.498
6	3 VILLEMI H.	37.528
7	36 KORNEEV D.	37.571
8	25 GACHET S.	37.586
9	30 FUOCO A.	37.592
10	70 SASAHARA U.	37.595
11	24 DE NARDA J.	37.597
12	2 CHUDLEIGH L.	37.626
13	16 GHORPADE P.	37.706
14	71 RAMSAY G.	37.709
15	39 GILARDONI K.	37.819
16	88 SIMONYAN D.	37.844
17	33 BONIFACIO B.	37.850
18	20 TERESHCHENKO	37.850
19	7 ZLOBIN N.	37.861
20	18 CAZZANIGA D.	37.903
21	9 BOSAK A.	37.922
22	15 CAPITANIO D.	37.963
23	73 PECCENINI P.	37.990
24	19 BAIGUERA A.	38.043
25	72 AMADO J.	38.341
26	22 MORA F.	38.349
27	8 EVSTIGNEEV S.	38.415
28	21 ABOGADO A.	38.662

Sector 3

Pos	Driver	Time
1	32 GHIOTTO L.	34.130
2	25 GACHET S.	34.241
3	11 ORUDZHEV E.	34.256
4	31 SOLOMON M.	34.304
5	3 VILLEMI H.	34.316
6	36 KORNEEV D.	34.327
7	24 DE NARDA J.	34.333
8	35 JOERG K.	34.371
9	70 SASAHARA U.	34.396
10	16 GHORPADE P.	34.407
11	38 TANG A.	34.427
12	71 RAMSAY G.	34.450
13	2 CHUDLEIGH L.	34.455
14	20 TERESHCHENKO	34.485
15	88 SIMONYAN D.	34.520
16	18 CAZZANIGA D.	34.563
17	73 PECCENINI P.	34.618
18	39 GILARDONI K.	34.647
19	7 ZLOBIN N.	34.655
20	15 CAPITANIO D.	34.728
21	9 BOSAK A.	34.917
22	19 BAIGUERA A.	34.955
23	8 EVSTIGNEEV S.	35.228
24	21 ABOGADO A.	35.597
25	72 AMADO J.	35.739
26	33 BONIFACIO B.	45.275