


FORMULA RENAULT 2.0 ALPS



SPA EURORACE

FR 2.0 ALPS

RACE 2 (23' + 1 lap)

Provisional Classification

Drivers	Nat	Team	Vehicle	Class	Laps	Total Time	Gap	Kph	Best Lap			
									Lap	Time	Kph	
1	32	Luca GHIOTTO	ITA	PREMA POWERTEAM		11	25:51.748	-	178.7	10	2:19.684	180.5
2	33	Bruno BONIFACIO	BRA	PREMA POWERTEAM		11	25:54.371	+2.623	178.4	10	2:19.955	180.2
3	30	Antonio FUOCO	ITA	PREMA JUNIOR		11	25:55.897	+4.149	178.3	10	2:19.957	180.2
4	35	Kevin JOERG	SUI	JENZER MOTORSPORT		11	26:10.199	+18.451	176.6	7	2:20.840	179.0
5	3	Hans VILLEMI	EST	SMP RACING by KOIRANEN GP		11	26:11.460	+19.712	176.5	10	2:21.300	178.4
6	46	Marcos SIEBERT	ARG	JENZER MOTORSPORT		11	26:12.158	+20.410	176.4	7	2:20.842	179.0
7	55	Jakub DALEWSKI	POL	JD MOTORSPORT		11	26:14.471	+22.723	176.2	6	2:21.116	178.7
8	38	Andrew TANG	SIN	JENZER MOTORSPORT		11	26:14.742	+22.994	176.1	7	2:21.472	178.2
9	16	Parth GHORPADE	IND	BVM RACING		11	26:16.339	+24.591	175.9	10	2:21.378	178.3
10	20	Konstantin TERESHCHENKO	RUS	INTERWETTEN.COM RACING TEAM		11	26:20.726	+28.978	175.5	6	2:21.384	178.3
11	47	Levin AMWEG	SUI	JENZER MOTORSPORT		11	26:20.832	+29.084	175.4	7	2:21.259	178.5
12	15	Dario CAPITANIO	ITA	BVM RACING		11	26:24.239	+32.491	175.1	9	2:21.593	178.1
13	2	Luke CHUDLEIGH	CAN	TECH 1 RACING		11	26:28.535	+36.787	174.6	5	2:22.354	177.1
14	24	Joffrey de NARDA	FRA	ARTA ENGINEERING		11	26:29.469	+37.721	174.5	5	2:21.527	178.2
15	36	Denis KORNEEV	RUS	JENZER MOTORSPORT		11	26:29.910	+38.162	174.4	10	2:21.307	178.4
16	70	Ukyo SASAHARA	JAP	EURONOVA RACING		11	26:31.850	+40.102	174.2	6	2:21.869	177.7
17	88	Dzhon SIMONYAN	RUS	GSK GRAND PRIX		11	26:32.355	+40.607	174.2	8	2:22.001	177.6
18	25	Simon GACHET	FRA	ARTA ENGINEERING		11	26:48.302	+56.554	172.5	8	2:22.005	177.6
19	1	Ivan TARANOV	RUS	TECH 1 RACING		11	26:49.229	+57.481	172.4	11	2:22.006	177.6
20	8	Semen EVSTIGNEEV	RUS	SMP RACING by KOIRANEN GP		11	26:52.578	+1:00.830	172.0	11	2:23.334	175.9
21	9	Alex BOSAK	POL	SMP RACING by KOIRANEN GP		11	26:55.318	+1:03.570	171.7	11	2:23.385	175.8
22	18	Daniele CAZZANIGA	ITA	VIOLA FORMULA RACING		11	26:56.127	+1:04.379	171.6	9	2:23.382	175.9
23	73	Pietro PECCENINI	ITA	TS CORSE		11	26:58.876	+1:07.128	171.3	6	2:23.959	175.1
24	22	Francisco MORA	POR	INTERWETTEN.COM RACING TEAM		9	22:20.696	2 Laps	169.3	8	2:22.688	176.7
25	21	Alejandro ABOGADO	MEX	INTERWETTEN.COM RACING TEAM		9	26:30.745	2 Laps	142.7	8	2:26.189	172.5
26	39	Kevin GILARDONI	ITA	GSK GRAND PRIX		8	19:21.825	3 Laps	173.6	8	2:22.676	176.7
27	6	Guilherme SILVA	BRA	KOIRANEN GP		3	7:13.728	8 Laps	174.4	3	2:21.534	178.1
28	11	Egor ORUDZHEV	RUS	TECH 1 RACING		3	7:14.328	8 Laps	174.2	3	2:21.833	177.8
29	41	Dennis OLSEN	NOR	AV FORMULA		3	7:32.012	8 Laps	167.3	3	2:25.283	173.6
30	71	Gregor RAMSAY	GBR	EURONOVA RACING		3	8:04.599	8 Laps	156.1	2	2:25.858	172.9

Pole Position

B. BONIFACIO

Fastest Lap

Lap 10

Luca GHIOTTO

2:19.684

180.5 Kph

Published at:

Track Status:


WET

Race Director:

Timekeeper:

FORMULA RENAULT 2.0

ALPS




FR 2.0 ALPS SPA EURORACE RACE 2 (25' + 1 lap)

Starting Grid

Pietro PECCENINI	TS CORSE	73	- 15 -	8	SMP RACING by KOIRANEN GP	Semen EVSTIGNEEV
Alex BOSAK	SMP RACING by KOIRANEN GP	9	- 14 -	88	GSK GRAND PRIX	Dzhon SIMONYAN
Denis KORNEEV	JENZER MOTORSPORT	36	- 13 -	21	INTERWETTEN.COM RACING TEAM	Alejandro ABOGADO
Simon GACHET	ARTA ENGINEERING	25	- 12 -	18	VIOLA FORMULA RACING	Daniele CAZZANIGA
Francisco MORA	INTERWETTEN.COM RACING TEAM	22	- 11 -	41	AV FORMULA	Dennis OLSEN
Levin AMWEG	JENZER MOTORSPORT	47	- 10 -	1	TECH 1 RACING	Ivan TARANOV
Kevin GILARDONI	GSK GRAND PRIX	39	- 9 -	70	EURONOVA RACING	Ukyo SASAHARA
Luke CHUDLEIGH	TECH 1 RACING	2	- 8 -	15	BVM RACING	Dario CAPITANIO
Gregor RAMSAY	EURONOVA RACING	71	- 7 -	20	INTERWETTEN.COM RACING TEAM	Konstantin TERESHCHENKO
Parth GHORPADE	BVM RACING	16	- 6 -	24	ARTA ENGINEERING	Joffrey de NARDA
Jakub DALEWSKI	JD MOTORSPORT	55	- 5 -	46	JENZER MOTORSPORT	Marcos SIEBERT
Kevin JOERG	JENZER MOTORSPORT	35	- 4 -	38	JENZER MOTORSPORT	Andrew TANG
Guilherme SILVA	KOIRANEN GP	6	- 3 -	3	SMP RACING by KOIRANEN GP	Hans VILLEMI
Egor ORUDZHEV	TECH 1 RACING	11	- 2 -	32	PREMA POWERTEAM	Luca GHIOTTO
Bruno BONIFACIO	PREMA POWERTEAM	33	- 1 -	30	PREMA JUNIOR	Antonio FUOCO

FORMULA RENAULT 2.0

ALPS



FR 2.0 ALPS
SPA EURORACE
RACE 2 (25' +1 lap)


Starting Grid



N° 40 WITHDRAWN
DROP OF 5 GRID POSITIONS TO N° 8 DUE TO RACE DIRECTOR REPORT N° 6

Stewards:

Timekeeper:




FR 2.0 ALPS SPA EURORACE RACE 2

Lap Chart

		LAP											
Nr	Pos	Pos	1	2	3	4	5	6	7	8	9	10	11
33	1	33	33	33	33	33	33	32	32	32	32	32	32
30	2	30	30	32	32	32	32	33	33	33	33	33	33
11	3	11	32	30	30	30	30	30	30	30	30	30	30
32	4	32	6	6	6	3	3	3	3	3	35	35	35
6	5	6	11	11	11	35	35	35	35	35	3	3	3
3	6	3	3	35	3	55	55	55	55	55	46	46	46
35	7	35	35	3	35	38	46	46	46	46	55	55	55
38	8	38	55	55	55	46	38	38	38	38	38	38	38
55	9	55	38	38	38	16	16	16	16	16	16	16	16
46	10	46	46	46	46	24	24	24	20	20	20	20	20
16	11	16	16	16	16	20	20	20	47	47	47	47	47
24	12	24	24	24	24	47	47	47	2	2	15	15	15
71	13	71	2	2	70	2	2	2	15	15	2	2	2
20	14	20	15	70	20	15	15	15	24	24	24	24	24
2	15	2	47	15	2	22	22	22	22	22	36	36	36
15	16	15	70	20	47	39	39	39	39	39	70	70	70
39	17	39	39	47	15	36	36	36	36	36	88	88	88
70	18	70	20	39	39	88	70	70	70	70	8	25	25
47	19	47	22	22	22	70	88	88	88	88	1	1	1
1	20	1	36	36	36	8	8	8	8	8	25	8	8
22	21	22	41	41	88	18	1	1	1	1	9	9	9
41	22	41	18	88	41	1	18	18	25	25	18	18	18
25	23	25	88	8	8	9	9	25	9	9	73	73	73
18	24	18	21	18	18	25	25	9	18	18	22		
36	25	36	9	21	1	73	73	73	73	73	21		
21	26	21	1	9	9	21	21	21	21	21			
9	27	9	8	1	25								
88	28	88	25	73	73								
73	29	73	73	25	71								
8	30	8	71	71	21								

FORMULA RENAULT 2.0

ALPS




FR 2.0 ALPS SPA EURORACE RACE 2

Best Sector Times

SECTOR 1			SECTOR 2			SECTOR 3			Pos	Driver	Ideal Lap	Best Lap
Pos	Driver	Time	Driver	Time	Driver	Time						
1	32 L.GHIOTTO	40.906	32 L.GHIOTTO	1:01.798	30 A.FUOCO	36.431	1	32 L.GHIOTTO	2'19.258	2:19.684	(1)	
2	11 E.ORUDZHEV	40.916	30 A.FUOCO	1:02.061	33 B.BONIFACIO	36.488	2	30 A.FUOCO	2'19.464	2:19.957	(3)	
3	47 L.AMWEG	40.953	33 B.BONIFACIO	1:02.253	38 A.TANG	36.492	3	33 B.BONIFACIO	2'19.724	2:19.955	(2)	
4	30 A.FUOCO	40.972	46 M.SIEBERT	1:02.482	32 L.GHIOTTO	36.554	4	35 K.JOERG	2'20.449	2:20.840	(4)	
5	33 B.BONIFACIO	40.983	35 K.JOERG	1:02.668	11 E.ORUDZHEV	36.622	5	46 M.SIEBERT	2'20.474	2:20.842	(5)	
6	38 A.TANG	41.027	55 J.DALEWSKI	1:02.877	3 H.VILLEMI	36.651	6	38 A.TANG	2'20.688	2:21.472	(12)	
7	22 F.MORA	41.033	70 U.SASAHARA	1:02.964	16 P.GHORPADE	36.653	7	47 L.AMWEG	2'20.725	2:21.259	(7)	
8	24 J.de NARDA	41.044	47 L.AMWEG	1:02.967	35 K.JOERG	36.664	8	3 H.VILLEMI	2'20.962	2:21.300	(8)	
9	16 P.GHORPADE	41.110	3 H.VILLEMI	1:03.097	24 J.de NARDA	36.693	9	16 P.GHORPADE	2'20.999	2:21.378	(10)	
10	36 D.KORNEEV	41.117	20 K.TERESHCHENKO	1:03.116	46 M.SIEBERT	36.702	10	24 J.de NARDA	2'21.046	2:21.527	(13)	
11	35 K.JOERG	41.117	15 D.CAPITANIO	1:03.146	20 K.TERESHCHENKO	36.744	11	55 J.DALEWSKI	2'21.068	2:21.116	(6)	
12	3 H.VILLEMI	41.214	38 A.TANG	1:03.169	55 J.DALEWSKI	36.754	12	20 K.TERESHCHENKO	2'21.150	2:21.384	(11)	
13	15 D.CAPITANIO	41.239	88 D.SIMONYAN	1:03.188	22 F.MORA	36.804	13	11 E.ORUDZHEV	2'21.212	2:21.833	(16)	
14	20 K.TERESHCHENKO	41.290	6 G.SILVA	1:03.216	47 L.AMWEG	36.805	14	70 U.SASAHARA	2'21.219	2:21.869	(17)	
15	46 M.SIEBERT	41.290	16 P.GHORPADE	1:03.236	6 G.SILVA	36.855	15	15 D.CAPITANIO	2'21.305	2:21.593	(15)	
16	39 K.GILARDONI	41.332	25 S.GACHET	1:03.252	36 D.KORNEEV	36.861	16	36 D.KORNEEV	2'21.307	2:21.307	(9)	
17	70 U.SASAHARA	41.367	24 J.de NARDA	1:03.309	70 U.SASAHARA	36.888	17	6 G.SILVA	2'21.534	2:21.534	(14)	
18	55 J.DALEWSKI	41.437	36 D.KORNEEV	1:03.329	15 D.CAPITANIO	36.920	18	88 D.SIMONYAN	2'21.763	2:22.001	(18)	
19	25 S.GACHET	41.446	1 I.TARANOV	1:03.408	39 K.GILARDONI	36.954	19	25 S.GACHET	2'21.883	2:22.005	(19)	
20	6 G.SILVA	41.463	2 L.CHUDLEIGH	1:03.541	88 D.SIMONYAN	37.040	20	1 I.TARANOV	2'22.006	2:22.006	(20)	
21	1 I.TARANOV	41.506	11 E.ORUDZHEV	1:03.674	2 L.CHUDLEIGH	37.076	21	22 F.MORA	2'22.049	2:22.688	(23)	
22	88 D.SIMONYAN	41.535	8 S.EVSTIGNEEV	1:04.052	1 I.TARANOV	37.092	22	2 L.CHUDLEIGH	2'22.188	2:22.354	(21)	
23	2 L.CHUDLEIGH	41.571	9 A.BOSAK	1:04.066	9 A.BOSAK	37.152	23	39 K.GILARDONI	2'22.413	2:22.676	(22)	
24	9 A.BOSAK	41.671	18 D.CAZZANIGA	1:04.113	25 S.GACHET	37.185	24	9 A.BOSAK	2'22.889	2:23.385	(26)	
25	18 D.CAZZANIGA	41.693	39 K.GILARDONI	1:04.127	18 D.CAZZANIGA	37.215	25	18 D.CAZZANIGA	2'23.021	2:23.382	(25)	
26	8 S.EVSTIGNEEV	41.778	22 F.MORA	1:04.212	8 S.EVSTIGNEEV	37.217	26	8 S.EVSTIGNEEV	2'23.047	2:23.334	(24)	
27	73 P.PECCENINI	41.869	73 P.PECCENINI	1:04.222	73 P.PECCENINI	37.344	27	73 P.PECCENINI	2'23.435	2:23.959	(27)	
28	41 D.OLSEN	42.141	71 G.RAMSAY	1:04.459	41 D.OLSEN	37.471	28	41 D.OLSEN	2'25.161	2:25.283	(28)	
29	21 A.ABOGADO	42.153	21 A.ABOGADO	1:05.483	71 G.RAMSAY	38.319	29	71 G.RAMSAY	2'25.855	2:25.858	(29)	
30	71 G.RAMSAY	43.077	41 D.OLSEN	1:05.549	21 A.ABOGADO	38.366	30	21 A.ABOGADO	2'26.002	2:26.189	(30)	

FORMULA RENAULT **2.0**

ALPS




FR 2.0 ALPS SPA EURORACE RACE 2

Leader Sequence

Nr	Driver	Team	Car	Start Lap	End Lap	Laps	Total Laps
33	Bruno BONIFACIO	PREMA POWERTEAM		1	5	5	5
32	Luca GHIOTTO	PREMA POWERTEAM		6	11	6	6

FORMULA RENAULT **2.0** ALPS




FR 2.0 ALPS SPA EURORACE RACE 2

Fastest Lap Sequence

Practice Time	Driver	Team	Car	Class	Time	Kph	Lap
4:50.162	33 Bruno BONIFACIO	PREMA POWERTEAM			2:22.448	177.0	2
4:50.709	32 Luca GHIOTTO	PREMA POWERTEAM			2:21.775	177.8	2
7:11.106	33 Bruno BONIFACIO	PREMA POWERTEAM			2:20.944	178.9	3
7:12.245	30 Antonio FUOCO	PREMA JUNIOR			2:20.844	179.0	3
9:31.344	33 Bruno BONIFACIO	PREMA POWERTEAM			2:20.238	179.8	4
9:31.832	32 Luca GHIOTTO	PREMA POWERTEAM			2:20.159	179.9	4
14:12.330	32 Luca GHIOTTO	PREMA POWERTEAM			2:19.710	180.5	6
23:31.623	32 Luca GHIOTTO	PREMA POWERTEAM			2:19.684	180.5	10

FORMULA RENAULT 2.0

ALPS



FR 2.0 ALPS SPA EURORACE RACE 2


Analysis by lap

■ Lapped

Nr	Lap Time	Gap	Nr	Lap Time	Gap	Nr	Lap Time	Gap	Nr	Lap Time	Gap	Nr	Lap Time	Gap
25	2:22.248	54.661												
1	2:23.494	55.600												
8	2:25.627	57.621												
9	2:24.194	1'00.310												
18	2:24.201	1'00.784												
73	2:24.211	1'02.760												
Lap 11														
32	2:20.125													
33	2:20.245	2.623												
30	2:20.823	4.149												
35	2:21.361	18.451												
3	2:21.766	19.712												
46	2:21.195	20.410												
55	2:22.095	22.723												
38	2:22.179	22.994												
16	2:21.821	24.591												
20	2:22.769	28.978												
47	2:22.367	29.084												
15	2:21.620	32.491												
2	2:23.804	36.787												
24	2:23.749	37.721												
36	2:23.123	38.162												
21	2:27.498	2 Laps												
70	2:22.385	40.102												
88	2:22.355	40.607												
25	2:22.018	56.554												
1	2:22.006	57.481												
8	2:23.334	1'00.830												
9	2:23.385	1'03.570												
18	2:23.720	1'04.379												
73	2:24.493	1'07.128												

FORMULA RENAULT 2.0

ALPS




FR 2.0 ALPS SPA EURORACE RACE 2

Analysis

							■ Personal Best ■ Session Best ■ Crossing the finish line in pit lane						
Lap	Time	Sector 1	Sector 2	Sector 3	Kph	Elapsed	Lap	Time	Sector 1	Sector 2	Sector 3	Kph	Elapsed
35 Kevin JOERG SUI JENZER MOTORSPORT													
1	2:30.760	46.464	1:06.570	37.726	167.2	2:30.760							
2	2:23.022	41.805	1:04.473	36.744	176.3	4:53.782							
3	2:22.308	41.588	1:04.056	36.664	177.2	7:16.090							
4	2:22.910	41.249	1:04.897	36.764	176.4	9:39.000							
5	2:21.376	41.431	1:03.152	36.793	178.3	12:00.376							
6	2:22.100	41.323	1:03.837	36.940	177.4	14:22.476							
7	2:20.840	41.429	1:02.668	36.743	179.0	16:43.316							
8	2:23.041	41.117	1:04.627	37.297	176.3	19:06.357							
9	2:20.951	41.195	1:02.773	36.983	178.9	21:27.308							
10	2:21.530	41.515	1:03.022	36.993	178.2	23:48.838							
11	2:21.361	41.510	1:02.869	36.982	178.4	26:10.199							
36 Denis KORNEEV RUS JENZER MOTORSPORT													
1	2:37.478	50.177	1:09.064	38.237	160.1	2:37.478							
2	2:25.944	42.858	1:05.588	37.498	172.8	5:03.422							
3	2:23.604	41.535	1:04.905	37.164	175.6	7:27.026							
4	2:23.717	41.312	1:04.772	37.633	175.4	9:50.743							
5	2:23.081	41.171	1:04.610	37.300	176.2	12:13.824							
6	2:22.920	41.326	1:04.590	37.004	176.4	14:36.744							
7	2:23.007	41.339	1:04.652	37.016	176.3	16:59.751							
8	2:22.532	41.411	1:04.141	36.980	176.9	19:22.283							
9	2:23.197	42.946	1:03.390	36.861	176.1	21:45.480							
10	2:21.307	41.117	1:03.329	36.861	178.4	24:06.787							
11	2:23.123	41.277	1:04.536	37.310	176.2	26:29.910							
38 Andrew TANG SIN JENZER MOTORSPORT													
1	2:32.410	47.537	1:07.250	37.623	165.4	2:32.410							
2	2:23.507	42.467	1:04.055	36.985	175.7	4:55.917							
3	2:21.578	41.606	1:03.270	36.702	178.1	7:17.495							
4	2:23.499	41.027	1:05.805	36.667	175.7	9:40.994							
5	2:22.594	41.255	1:04.046	37.293	176.8	12:03.588							
6	2:21.477	41.721	1:03.264	36.492	178.2	14:25.065							
7	2:21.472	41.501	1:03.220	36.751	178.2	16:46.537							
8	2:21.721	41.351	1:03.169	37.201	177.9	19:08.258							
9	2:21.815	41.224	1:03.714	36.877	177.8	21:30.073							
10	2:22.490	41.174	1:04.161	37.155	177.0	23:52.563							
11	2:22.179	41.450	1:03.718	37.011	177.3	26:14.742							
39 Kevin GILARDONI ITA GSK GRAND PRIX													
1	2:36.246	49.285	1:08.672	38.289	161.4	2:36.246							
41 Dennis OLSEN NOR AV FORMULA													
1	2:39.686	51.125	1:10.487	38.074	157.9	2:39.686							
2	2:27.043	42.637	1:06.878	37.528	171.5	5:06.729							
3	2:25.283	42.263	1:05.549	37.471	173.6	7:32.012							
46 Marcos SIEBERT ARG JENZER MOTORSPORT													
1	2:32.536	47.872	1:07.262	37.402	165.3	2:32.536							
2	2:23.948	42.305	1:04.502	37.141	175.2	4:56.484							
3	2:22.185	41.599	1:03.390	37.196	177.3	7:18.669							
4	2:22.952	41.657	1:04.328	36.967	176.4	9:41.621							
5	2:21.740	41.290	1:03.666	36.784	177.9	12:03.361							
6	2:21.401	41.849	1:02.720	36.832	178.3	14:24.762							
7	2:20.842	41.658	1:02.482	36.702	179.0	16:45.604							
8	2:21.961	41.570	1:03.328	37.063	177.6	19:07.565							
9	2:21.770	41.311	1:03.504	36.955	177.9	21:29.335							
10	2:21.628	41.629	1:03.030	36.969	178.0	23:50.963							
11	2:21.195	41.388	1:02.943	36.864	178.6	26:12.158							
47 Levin AMWEG SUI JENZER MOTORSPORT													
1	2:35.631	49.133	1:08.381	38.117	162.0	2:35.631							
2	2:25.783	42.364	1:05.302	38.117	173.0	5:01.414							
3	2:23.957	41.897	1:04.719	37.341	175.2	7:25.371							
4	2:22.122	41.329	1:03.550	37.243	177.4	9:47.493							
5	2:21.583	41.427	1:03.351	36.805	178.1	12:09.076							
6	2:21.343	41.350	1:03.137	36.856	178.4	14:30.419							
7	2:21.259	41.386	1:02.967	36.906	178.5	16:51.678							
8	2:22.909	41.350	1:04.746	36.813	176.4	19:14.587							
9	2:21.901	41.092	1:03.395	37.414	177.7	21:36.488							
10	2:21.977	41.587	1:03.557	36.833	177.6	23:58.465							
11	2:22.367	40.953	1:04.306	37.108	177.1	26:20.832							
55 Jakob DALEWSKI POL JD MOTORSPORT													
1	2:31.251	47.327	1:06.519	37.405	166.7	2:31.251							
2	2:23.482	42.049	1:04.484	36.949	175.7	4:54.733							
3	2:22.201	41.507	1:03.869	36.825	177.3	7:16.934							
4	2:23.576	41.455	1:05.150	36.971	175.6	9:40.510							
5	2:21.891	41.490	1:03.647	36.754	177.7	12:02.401							
6	2:21.116	41.437	1:02.877	36.802	178.7	14:23.517							
7	2:21.801	41.519	1:03.261	37.021	177.8	16:45.318							
8	2:22.104	41.626	1:03.423	37.055	177.4	19:07.422							
9	2:22.337	41.555	1:03.862	36.920	177.1	21:29.759							
10	2:22.617	41.452	1:03.951	37.214	176.8	23:52.376							
11	2:22.095	41.547	1:03.448	37.100	177.4	26:14.471							

FORMULA RENAULT 2.0

ALPS



FR 2.0 ALPS SPA EURORACE RACE 2

Analysis

Lap	Time	Sector 1	Sector 2	Sector 3	Kph	Elapsed	Lap	Time	Sector 1	Sector 2	Sector 3	Kph	Elapsed
70 Ukyo SASAHARA JAP													
EURONOVA RACING													
1	2:36.091	49.413	1:08.211	38.467	161.5	2:36.091							
2	2:24.402	42.000	1:05.351	37.051	174.6	5:00.493							
3	2:22.461	41.635	1:03.847	36.979	177.0	7:22.954							
4	2:31.662	41.540	1:02.964	47.158	166.3	9:54.616							
5	2:22.437	41.798	1:03.751	36.888	177.0	12:17.053							
6	2:21.869	41.432	1:03.236	37.201	177.7	14:38.922							
7	2:22.733	41.486	1:03.516	37.731	176.7	17:01.655							
8	2:22.668	41.582	1:03.933	37.153	176.7	19:24.323							
9	2:22.558	41.641	1:03.869	37.048	176.9	21:46.881							
10	2:22.584	41.367	1:04.137	37.080	176.8	24:09.465							
11	2:22.385	41.526	1:03.583	37.276	177.1	26:31.850							
71 Gregor RAMSAY GBR													
EURONOVA RACING													
1	2:48.525	1:03.765	1:06.179	38.581	149.6	2:48.525							
2	2:25.858	43.080	1:04.459	38.319	172.9	5:14.383							
3	2:50.216 B	43.077	1:05.763	1:01.376	148.1	8:04.599							
73 Pietro PECCENINI ITA													
TS CORSE													
1	2:45.381	52.662	1:11.495	41.224	152.5	2:45.381							
2	2:28.518	42.790	1:07.102	38.626	169.8	5:13.899							
3	2:29.191	43.668	1:07.085	38.438	169.0	7:43.090							
4	2:25.164	42.474	1:05.346	37.344	173.7	10:08.254							
5	2:24.722	41.871	1:05.294	37.557	174.2	12:32.976							
6	2:23.959	41.869	1:04.528	37.562	175.1	14:56.935							
7	2:24.786	42.022	1:05.362	37.402	174.1	17:21.721							
8	2:24.262	41.875	1:04.695	37.692	174.8	19:45.983							
9	2:24.189	41.998	1:04.527	37.664	174.9	22:10.172							
10	2:24.211	42.364	1:04.222	37.625	174.8	24:34.383							
11	2:24.493	42.188	1:04.631	37.674	174.5	26:58.876							
88 Dzhon SIMONYAN RUS													
GSK GRAND PRIX													
1	2:42.519	52.523	1:10.257	39.739	155.1	2:42.519							
2	2:24.675	42.819	1:04.540	37.316	174.3	5:07.194							
3	2:23.077	41.769	1:04.032	37.276	176.2	7:30.271							
4	2:23.373	41.894	1:03.983	37.496	175.9	9:53.644							
5	2:23.852	41.949	1:03.942	37.961	175.3	12:17.496							
6	2:22.672	41.738	1:03.594	37.340	176.7	14:40.168							
7	2:22.541	41.780	1:03.436	37.325	176.9	17:02.709							
8	2:22.001	41.773	1:03.188	37.040	177.6	19:24.710							
9	2:22.867	41.681	1:04.046	37.140	176.5	21:47.577							
10	2:22.423	41.535	1:03.682	37.206	177.0	24:10.000							
11	2:22.355	41.710	1:03.443	37.202	177.1	26:32.355							