


# FORMULA RENAULT 2.0 ALPS



## SPA EUORACE FR 2.0 ALPS RACE 1 (25' +1 lap)

### Provisional Classification

Drivers	Nat	Team	Vehicle	Class	Laps	Total Time	Gap	Kph	Best Lap			
									Lap	Time	Kph	
1	33	Bruno BONIFACIO	BRA	PREMA POWERTEAM		12	<b>47:45.974</b>	-	105.6	10	<b>2:20.715</b>	179.2
2	30	Antonio FUOCO	ITA	PREMA JUNIOR		12	<b>47:47.372</b>	+1.398	105.5	9	<b>2:20.631</b>	179.3
3	55	Jakub DALEWSKI	POL	JD MOTORSPORT		12	<b>47:52.882</b>	+6.908	105.3	2	<b>2:20.743</b>	179.2
4	35	Kevin JOERG	SUI	JENZER MOTORSPORT		12	<b>47:53.427</b>	+7.453	105.3	10	<b>2:21.338</b>	178.4
5	46	Marcos SIEBERT	ARG	JENZER MOTORSPORT		12	<b>47:55.723</b>	+9.749	105.2	10	<b>2:21.083</b>	178.7
6	6	Guilherme SILVA	BRA	KOIRANEN GP		12	<b>47:56.077</b>	+10.103	105.2	9	<b>2:21.193</b>	178.6
7	20	Konstantin TERESHCHENKO	RUS	INTERWETTEN.COM RACING TEAM		12	<b>47:56.385</b>	+10.411	105.2	9	<b>2:20.677</b>	179.2
8	38	Andrew TANG	SIN	JENZER MOTORSPORT		12	<b>47:59.021</b>	+13.047	105.1	10	<b>2:21.394</b>	178.3
9	70	Ukyo SASAHARA	JAP	EURONOVA RACING		12	<b>48:02.912</b>	+16.938	105.0	7	<b>2:21.851</b>	177.8
10	24	Joffrey de NARDA	FRA	ARTA ENGINEERING		12	<b>48:05.475</b>	+19.501	104.9	8	<b>2:21.766</b>	177.9
11	22	Francisco MORA	POR	INTERWETTEN.COM RACING TEAM		12	<b>48:07.832</b>	+21.858	104.8	10	<b>2:21.427</b>	178.3
12	16	Parth GHORPADE	IND	BVM RACING		12	<b>48:08.471</b>	+22.497	104.8	7	<b>2:21.947</b>	177.6
13	39	Kevin GILARDONI	ITA	GSK GRAND PRIX		12	<b>48:08.742</b>	+22.768	104.7	10	<b>2:21.701</b>	177.9
14	25	Simon GACHET	FRA	ARTA ENGINEERING		12	<b>48:11.504</b>	+25.530	104.6	10	<b>2:22.031</b>	177.5
15	41	Dennis OLSEN	NOR	AV FORMULA		12	<b>48:13.722</b>	+27.748	104.6	8	<b>2:21.601</b>	178.1
16	15	Dario CAPITANIO	ITA	BVM RACING		12	<b>48:18.824</b>	+32.850	104.4	12	<b>2:23.127</b>	176.2
17	21	Alejandro ABOGADO	MEX	INTERWETTEN.COM RACING TEAM		12	<b>48:22.779</b>	+36.805	104.2	8	<b>2:23.708</b>	175.5
18	47	Levin AMWEG	SUI	JENZER MOTORSPORT		12	<b>48:22.960</b>	+36.986	104.2	10	<b>2:22.130</b>	177.4
19	9	Alex BOSAK	POL	SMP RACING by KOIRANEN GP		12	<b>48:26.933</b>	+40.959	104.1	10	<b>2:23.254</b>	176.0
20	1	Ivan TARANOV	RUS	TECH 1 RACING		12	<b>48:27.390</b>	+41.416	104.1	11	<b>2:23.101</b>	176.2
21	36	Denis KORNEEV	RUS	JENZER MOTORSPORT		12	<b>48:28.100</b>	+42.126	104.0	12	<b>2:22.634</b>	176.8
22	8	Semen EVSTIGNEEV	RUS	SMP RACING by KOIRANEN GP		12	<b>48:29.867</b>	+43.893	104.0	9	<b>2:23.389</b>	175.8
23	18	Daniele CAZZANIGA	ITA	VIOLA FORMULA RACING		12	<b>48:31.402</b>	+45.428	103.9	9	<b>2:23.331</b>	175.9
24	73	Pietro PECCENINI	ITA	TS CORSE		12	<b>48:37.667</b>	+51.693	103.7	10	<b>2:24.630</b>	174.3
25	88	Dzhon SIMONYAN	RUS	GSK GRAND PRIX		12	<b>48:38.300</b>	+52.326	103.7	12	<b>2:23.285</b>	176.0
26	3	Hans VILLEMI	EST	SMP RACING by KOIRANEN GP		10	<b>43:13.236</b>	2 Laps	97.2	9	<b>2:21.184</b>	178.6
27	71	Gregor RAMSAY	GBR	EURONOVA RACING		10	<b>43:59.012</b>	2 Laps	95.5	7	<b>2:21.856</b>	177.7
28	2	Luke CHUDLEIGH	CAN	TECH 1 RACING		2	<b>4:53.430</b>	10 Laps	171.9	2	<b>2:23.026</b>	176.3
29	11	Egor ORUDZHEV	RUS	TECH 1 RACING								
30	32	Luca GHIOTTO	ITA	PREMA POWERTEAM								

<b>Pole Position</b>	B. BONIFACIO		
<b>Fastest Lap</b>	Lap 9 Antonio FUOCO	<b>2:20.631</b>	179.3 Kph


Published at: .....

Track Status: **DRY**

<b>Race Director:</b>	<b>Timekeeper:</b>
-----------------------	--------------------

# FORMULA RENAULT 2.0

ALPS



## FR 2.0 ALPS SPA EURORACE RACE 1 (25' + 1 lap)


Amended

### Starting Grid

Dzhon SIMONYAN	GSK GRAND PRIX	88	- 15 -	73	TS CORSE	Pietro PECCENINI
Alex BOSAK	SMP RACING by KOIRANEN GP	9	- 14 -	8	SMP RACING by KOIRANEN GP	Semen EVSTIGNEEV
Denis KORNEEV	JENZER MOTORSPORT	36	- 13 -	21	INTERWETTEN.COM RACING TEAM	Alejandro ABOGADO
Francisco MORA	INTERWETTEN.COM RACING TEAM	22	- 12 -	18	VIOLA FORMULA RACING	Daniele CAZZANIGA
Simon GACHET	ARTA ENGINEERING	25	- 11 -	41	AV FORMULA	Dennis OLSEN
Levin AMWEG	JENZER MOTORSPORT	47	- 10 -	70	EURONOVA RACING	Ukyo SASAHARA
Kevin GILARDONI	GSK GRAND PRIX	39	- 9 -	1	TECH 1 RACING	Ivan TARANOV
Luke CHUDLEIGH	TECH 1 RACING	2	- 8 -	15	BVM RACING	Dario CAPITANIO
Parth GHORPADE	BVM RACING	16	- 7 -	20	INTERWETTEN.COM RACING TEAM	Konstantin TERESHCHENKO
Gregor RAMSAY	EURONOVA RACING	71	- 6 -	24	ARTA ENGINEERING	Joffrey de NARDA
Jakub DALEWSKI	JD MOTORSPORT	55	- 5 -	46	JENZER MOTORSPORT	Marcos SIEBERT
Guilherme SILVA	KOIRANEN GP	6	- 4 -	38	JENZER MOTORSPORT	Andrew TANG
Kevin JOERG	JENZER MOTORSPORT	35	- 3 -	3	SMP RACING by KOIRANEN GP	Hans VILLEMI
Egor ORUDZHEV	TECH 1 RACING	11	- 2 -	32	PREMA POWERTEAM	Luca GHIOTTO
Bruno BONIFACIO	PREMA POWERTEAM	33	- 1 -	30	PREMA JUNIOR	Antonio FUOCO

# FORMULA RENAULT 2.0

ALPS




## FR 2.0 ALPS SPA EURORACE RACE 1

### Lap Chart

		LAP												
Nr	Pos	Out	1	2	3	4	5	6	7	8	9	10	11	12
33	<b>1</b>	33	33	33	33	33	33	33	33	33	33	33	33	33
30	<b>2</b>	30	30	30	30	30	30	30	30	30	30	30	30	30
35	<b>3</b>	35	35	35	35	35	35	35	35	55	55	55	55	55
55	<b>4</b>	55	3	55	55	55	55	55	55	35	35	35	35	35
3	<b>5</b>	3	55	3	3	6	3	3	3	6	6	6	46	46
6	<b>6</b>	6	6	6	6	3	6	6	6	46	46	46	6	6
46	<b>7</b>	46	46	46	46	38	46	46	46	3	3	3	20	20
38	<b>8</b>	38	38	38	38	46	38	38	38	38	20	20	38	38
20	<b>9</b>	20	24	71	20	24	20	20	20	20	38	38	70	70
24	<b>10</b>	24	71	24	24	20	24	70	70	70	70	70	24	24
70	<b>11</b>	70	20	20	70	70	70	24	24	24	24	24	16	22
16	<b>12</b>	16	2	2	16	16	16	16	16	16	16	16	39	16
71	<b>13</b>	71	16	16	71	71	71	15	39	39	39	39	22	39
15	<b>14</b>	15	70	70	15	15	15	39	22	22	22	22	25	25
39	<b>15</b>	39	47	15	39	39	39	22	15	25	25	25	41	41
47	<b>16</b>	47	15	39	47	47	47	25	25	71	71	41	15	15
25	<b>17</b>	25	39	47	25	25	25	71	71	41	41	15	21	21
22	<b>18</b>	22	25	25	22	22	22	21	41	15	15	21	47	47
41	<b>19</b>	41	1	22	41	41	41	41	21	21	21	47	9	9
21	<b>20</b>	21	41	41	21	21	21	18	47	47	47	9	1	1
18	<b>21</b>	18	22	21	18	18	18	1	1	9	9	1	8	36
1	<b>22</b>	1	21	18	1	1	1	9	9	8	8	8	36	8
8	<b>23</b>	8	18	9	8	9	9	47	8	1	1	36	18	18
9	<b>24</b>	9	9	1	9	8	8	8	18	36	36	18	73	73
73	<b>25</b>	73	73	73	73	73	73	88	36	18	18	73	88	88
88	<b>26</b>	88	88	88	88	88	88	73	73	73	73	73	88	88
36	<b>27</b>	36	8	8	36	36	36	36	88	88	88	71		
2	<b>28</b>	2	36	36										
11	<b>29</b>	11												
32	<b>30</b>	32												

# FORMULA RENAULT 2.0

## ALPS




### FR 2.0 ALPS SPA EURORACE RACE 1

#### Best Sector Times

SECTOR 1			SECTOR 2			SECTOR 3			Pos	Driver	Ideal Lap	Best Lap
Pos	Driver	Time	Driver	Time	Driver	Time						
1	20 K.TERESHCHENKO	40.994	33 B.BONIFACIO	1:02.483	30 A.FUOCO	36.664	1	33 B.BONIFACIO	2'20.397	2:20.715	(3)	
2	22 F.MORA	41.042	55 J.DALEWSKI	1:02.538	55 J.DALEWSKI	36.677	2	55 J.DALEWSKI	2'20.402	2:20.743	(4)	
3	16 P.GHORPADE	41.082	6 G.SILVA	1:02.657	3 H.VILLEMI	36.700	3	20 K.TERESHCHENKO	2'20.483	2:20.677	(2)	
4	46 M.SIEBERT	41.085	30 A.FUOCO	1:02.712	33 B.BONIFACIO	36.705	4	30 A.FUOCO	2'20.526	2:20.631	(1)	
5	35 K.JOERG	41.091	20 K.TERESHCHENKO	1:02.747	20 K.TERESHCHENKO	36.742	5	35 K.JOERG	2'20.659	2:21.338	(8)	
6	70 U.SASAHARA	41.093	35 K.JOERG	1:02.799	46 M.SIEBERT	36.755	6	46 M.SIEBERT	2'20.854	2:21.083	(5)	
7	30 A.FUOCO	41.150	41 D.OLSEN	1:02.965	38 A.TANG	36.759	7	6 G.SILVA	2'20.927	2:21.193	(7)	
8	3 H.VILLEMI	41.163	46 M.SIEBERT	1:03.014	35 K.JOERG	36.769	8	3 H.VILLEMI	2'20.989	2:21.184	(6)	
9	25 S.GACHET	41.169	39 K.GILARDONI	1:03.014	16 P.GHORPADE	36.899	9	22 F.MORA	2'21.115	2:21.427	(10)	
10	38 A.TANG	41.175	3 H.VILLEMI	1:03.126	24 J.de NARDA	36.916	10	41 D.OLSEN	2'21.185	2:21.601	(11)	
11	24 J.de NARDA	41.178	22 F.MORA	1:03.136	6 G.SILVA	36.924	11	38 A.TANG	2'21.218	2:21.394	(9)	
12	55 J.DALEWSKI	41.187	71 G.RAMSAY	1:03.265	41 D.OLSEN	36.925	12	70 U.SASAHARA	2'21.462	2:21.851	(14)	
13	33 B.BONIFACIO	41.209	38 A.TANG	1:03.284	22 F.MORA	36.937	13	24 J.de NARDA	2'21.483	2:21.766	(13)	
14	36 D.KORNEEV	41.231	70 U.SASAHARA	1:03.359	39 K.GILARDONI	36.980	14	39 K.GILARDONI	2'21.490	2:21.701	(12)	
15	1 I.TARANOV	41.257	24 J.de NARDA	1:03.389	70 U.SASAHARA	37.010	15	71 G.RAMSAY	2'21.559	2:21.856	(15)	
16	71 G.RAMSAY	41.279	25 S.GACHET	1:03.408	71 G.RAMSAY	37.015	16	25 S.GACHET	2'21.721	2:22.031	(17)	
17	41 D.OLSEN	41.295	47 L.AMWEG	1:03.505	47 L.AMWEG	37.023	17	16 P.GHORPADE	2'21.867	2:21.947	(16)	
18	18 D.CAZZANIGA	41.334	36 D.KORNEEV	1:03.612	36 D.KORNEEV	37.031	18	36 D.KORNEEV	2'21.874	2:22.634	(19)	
19	8 S.EVSTIGNEEV	41.340	88 D.SIMONYAN	1:03.825	8 S.EVSTIGNEEV	37.090	19	47 L.AMWEG	2'21.994	2:22.130	(18)	
20	6 G.SILVA	41.346	16 P.GHORPADE	1:03.886	25 S.GACHET	37.144	20	2 L.CHUDLEIGH	2'22.718	2:23.026	(20)	
21	2 L.CHUDLEIGH	41.408	2 L.CHUDLEIGH	1:04.125	1 I.TARANOV	37.156	21	88 D.SIMONYAN	2'22.723	2:23.285	(24)	
22	47 L.AMWEG	41.466	9 A.BOSAK	1:04.192	9 A.BOSAK	37.160	22	8 S.EVSTIGNEEV	2'22.774	2:23.389	(26)	
23	88 D.SIMONYAN	41.476	15 D.CAPITANIO	1:04.240	2 L.CHUDLEIGH	37.185	23	1 I.TARANOV	2'22.884	2:23.101	(21)	
24	39 K.GILARDONI	41.496	21 A.ABOGADO	1:04.275	15 D.CAPITANIO	37.205	24	9 A.BOSAK	2'22.936	2:23.254	(23)	
25	15 D.CAPITANIO	41.499	8 S.EVSTIGNEEV	1:04.344	18 D.CAZZANIGA	37.287	25	15 D.CAPITANIO	2'22.944	2:23.127	(22)	
26	9 A.BOSAK	41.584	1 I.TARANOV	1:04.471	21 A.ABOGADO	37.327	26	18 D.CAZZANIGA	2'23.137	2:23.331	(25)	
27	21 A.ABOGADO	41.605	18 D.CAZZANIGA	1:04.516	88 D.SIMONYAN	37.422	27	21 A.ABOGADO	2'23.207	2:23.708	(27)	
28	73 P.PECCENINI	41.972	73 P.PECCENINI	1:04.902	73 P.PECCENINI	37.636	28	73 P.PECCENINI	2'24.510	2:24.630	(28)	

# FORMULA RENAULT 2.0

ALPS



**FR 2.0 ALPS**  
SPA EURORACE  
RACE 1 (25' +1 lap)

**Amended**

Starting Grid




**N° 40 WITHDRAWN**

Stewards:

Timekeeper:

# FORMULA RENAULT 2.0

ALPS




## FR 2.0 ALPS SPA EURORACE RACE 1

### Leader Sequence

Nr	Driver	Team	Car	Start Lap	End Lap	Laps	Total Laps
33	Bruno BONIFACIO	PREMA POWERTEAM		1	12	12	12

# FORMULA RENAULT **2.0** ALPS




## FR 2.0 ALPS SPA EURORACE RACE 1

### Fastest Lap Sequence

Practice Time	Driver	Team	Car	Class	Time	Kph	Lap
4:43.987	<b>33</b> Bruno BONIFACIO	PREMA POWERTEAM			<b>2:20.828</b>	179.0	2
4:47.378	<b>55</b> Jakub DALEWSKI	JD MOTORSPORT			<b>2:20.743</b>	179.2	2
36:01.513	<b>33</b> Bruno BONIFACIO	PREMA POWERTEAM			<b>2:20.736</b>	179.2	7
38:22.229	<b>33</b> Bruno BONIFACIO	PREMA POWERTEAM			<b>2:20.716</b>	179.2	8
40:44.290	<b>30</b> Antonio FUOCO	PREMA JUNIOR			<b>2:20.631</b>	179.3	9

# FORMULA RENAULT 2.0

## ALPS



### FR 2.0 ALPS SPA EURORACE RACE 1

Analysis by lap


Lapped

Nr	Lap Time	Gap	Nr	Lap Time	Gap	Nr	Lap Time	Gap	Nr	Lap Time	Gap	Nr	Lap Time	Gap			
<b>Lap 1</b>			88	2:24.830	20.501	9	20:26.827	...	1	2:27.141	19.622	21	2:23.708	25.217			
33	2:23.159		8	2:24.569	21.414	8	20:28.135	...	9	2:27.042	20.014	47	2:24.956	30.555			
30	2:24.517	1.358	36	2:24.238	23.567	73	20:27.439	...	47	2:32.131	20.502	9	2:25.174	31.231			
35	2:25.126	1.967	<b>Lap 3</b>			88	20:27.471	...	8	2:27.806	21.632	8	2:24.949	31.545			
3	2:26.234	3.075	33	2:24.314		36	20:28.480	...	88	2:26.010	22.086	1	2:26.794	32.447			
55	2:26.635	3.476	30	2:23.548	0.651	<b>Lap 5</b>			73	2:27.409	22.897	36	2:25.270	32.749			
6	2:27.014	3.855	35	2:23.175	1.519	33	18:55.305		36	2:25.611	23.306	18	2:26.152	33.300			
46	2:27.592	4.433	55	2:23.675	2.752	30	18:54.941	0.580	<b>Lap 7</b>			73	2:24.914	35.685			
38	2:28.358	5.199	3	2:23.236	3.378	35	18:54.060	1.998	33	2:20.736		88	2:24.108	41.553			
24	2:29.081	5.922	6	2:23.309	3.849	55	18:53.685	2.413	30	2:21.116	1.229	<b>Lap 9</b>					
71	2:29.490	6.331	46	2:24.173	5.499	3	18:50.631	2.854	35	2:21.446	3.919	33	2:20.758				
20	2:29.946	6.787	38	2:24.376	6.165	6	18:52.969	4.121	55	2:20.965	4.079	30	2:20.631	1.303			
2	2:30.404	7.245	20	2:22.664	7.506	46	18:48.871	4.691	3	2:22.143	6.086	55	2:21.045	4.965			
16	2:30.927	7.768	24	2:23.712	8.468	38	18:50.852	5.294	6	2:21.709	6.227	35	2:21.363	5.963			
70	2:31.897	8.738	70	2:23.156	9.230	20	18:48.463	7.015	46	2:21.996	6.801	6	2:21.193	7.253			
47	2:32.183	9.024	16	2:24.359	10.094	24	18:49.632	7.491	38	2:21.819	7.730	46	2:21.197	7.816			
15	2:32.238	9.079	71	2:26.744	11.337	70	18:44.545	7.867	20	2:21.547	8.282	3	2:21.184	8.410			
39	2:32.626	9.467	15	2:24.318	12.973	16	18:43.482	8.977	70	2:21.851	9.658	20	2:20.677	9.558			
25	2:33.170	10.011	39	2:25.479	14.683	71	18:41.999	8.994	24	2:21.982	10.914	38	2:21.850	10.453			
1	2:33.851	10.692	47	2:26.023	15.949	15	18:40.060	9.385	16	2:21.947	12.368	70	2:21.923	12.027			
41	2:34.083	10.924	25	2:26.654	16.720	39	18:37.696	9.777	39	2:22.771	15.209	24	2:21.784	12.990			
22	2:34.645	11.486	22	2:26.219	18.235	47	18:36.360	9.976	22	2:23.910	16.839	16	2:22.669	15.806			
21	2:35.446	12.287	41	2:26.474	18.598	25	3:38.005	10.465	15	2:24.994	17.316	39	2:21.786	17.930			
18	2:36.191	13.032	21	2:26.720	19.626	22	3:37.773	11.319	25	2:23.796	17.324	22	2:21.753	19.500			
9	2:36.398	13.239	18	2:27.631	21.350	41	3:37.450	11.936	71	2:21.856	17.742	25	2:22.122	21.971			
73	2:38.066	14.907	1	2:27.797	22.215	21	3:37.571	12.744	41	2:22.584	20.810	71	2:22.010	22.276			
88	2:39.658	16.499	8	2:25.561	22.661	18	3:37.408	13.484	21	2:24.116	22.225	41	2:21.754	22.691			
8	2:40.832	17.673	9	2:29.050	23.010	1	3:37.092	14.086	47	2:26.549	26.315	15	2:23.383	25.862			
36	2:43.316	20.157	73	2:28.751	24.429	9	3:35.613	14.577	1	2:27.483	26.369	21	2:23.841	28.300			
<b>Lap 2</b>			88	2:28.819	25.006	8	3:35.508	15.431	9	2:27.495	26.773	47	2:22.658	32.455			
33	2:20.828		36	2:26.396	25.649	73	3:36.098	17.093	8	2:26.416	27.312	9	2:23.316	33.789			
30	2:20.887	1.417	<b>Lap 4</b>			88	3:36.077	17.681	18	2:29.368	27.864	8	2:23.389	34.176			
35	2:21.519	2.658	33	5:15.568		36	3:36.044	19.300	36	2:25.625	28.195	1	2:23.108	34.797			
55	2:20.743	3.391	30	5:15.861	0.944	<b>Lap 6</b>			73	2:29.326	31.487	36	2:23.305	35.296			
3	2:22.209	4.456	35	5:17.292	3.243	33	2:21.605		88	2:36.811	38.161	18	2:23.331	35.873			
6	2:21.827	4.854	55	5:16.849	4.033	30	2:21.874	0.849	<b>Lap 8</b>			73	2:25.288	40.215			
46	2:22.035	5.640	6	5:18.176	6.457	35	2:22.816	3.209	33	2:20.716		88	2:23.585	44.380			
38	2:21.732	6.103	6	5:18.176	6.457	55	2:23.042	3.850	30	2:20.917	1.430	<b>Lap 10</b>					
71	2:23.404	8.907	3	5:19.718	7.528	3	2:23.430	4.679	55	2:21.315	4.678	33	2:20.715				
24	2:23.976	9.070	38	5:19.150	9.747	6	2:22.738	5.254	35	2:22.155	5.358	30	2:21.342	1.930			
20	2:23.197	9.156	46	5:21.194	11.125	46	2:22.455	5.541	6	2:21.307	6.818	55	2:21.719	5.969			
2	2:23.026	9.443	24	5:20.264	13.164	38	2:22.958	6.647	46	2:21.292	7.377	35	2:21.338	6.586			
16	2:23.109	10.049	20	5:21.919	13.857	20	2:22.061	7.471	3	2:22.614	7.984	6	2:21.216	7.754			
70	2:22.478	10.388	70	5:24.965	18.627	70	2:22.281	8.543	38	2:22.347	9.361	46	2:21.083	8.184			
15	2:24.718	12.969	16	5:26.274	20.800	24	2:23.782	9.668	20	2:22.073	9.639	3	2:21.839	9.534			
39	2:24.879	13.518	71	5:26.531	22.300	16	2:23.785	11.157	70	2:21.920	10.862	20	2:20.795	9.638			
47	2:26.044	14.240	15	5:27.225	24.630	15	2:25.278	13.058	24	2:21.766	11.964	38	2:21.394	11.132			
25	2:25.197	14.380	39	5:28.271	27.386	39	2:25.002	13.174	16	2:22.243	13.895	70	2:22.004	13.316			
22	2:25.672	16.330	47	5:28.540	28.921	22	2:23.951	13.665	39	2:22.409	16.902	24	2:21.825	14.100			
41	2:26.342	16.438	25	20:26.613	...	25	2:25.404	14.264	22	2:22.382	18.505	16	2:22.317	17.408			
21	2:25.761	17.220	22	20:26.184	...	71	2:29.233	16.622	25	2:23.999	20.607	39	2:21.701	18.916			
18	2:25.829	18.033	41	20:26.761	...	21	2:27.706	18.845	71	2:23.998	21.024	22	2:21.427	20.212			
9	2:25.863	18.274	21	20:26.420	...	41	2:28.631	18.962	41	2:21.601	21.695	25	2:22.031	23.287			
1	2:28.868	18.732	18	20:25.599	...	18	2:27.353	19.232	15	2:26.637	23.237	41	2:24.129	26.105			
73	2:25.913	19.992	1	20:25.652	...												



# FORMULA RENAULT 2.0

ALPS



## FR 2.0 ALPS SPA EURORACE RACE 1

Analysis by lap

■ Lapped

Nr	Lap Time	Gap	Nr	Lap Time	Gap	Nr	Lap Time	Gap	Nr	Lap Time	Gap	Nr	Lap Time	Gap
15	2:23.451	28.598	21	2:23.868	36.805									
21	2:23.756	31.341	47	2:22.852	36.986									
47	2:22.130	33.870	9	2:23.502	40.959									
9	2:23.254	36.328	1	2:23.335	41.416									
1	2:23.170	37.252	36	2:22.634	42.126									
8	2:24.071	37.532	8	2:24.467	43.893									
36	2:23.241	37.822	18	2:25.424	45.428									
18	2:23.566	38.724	73	2:24.915	51.693									
73	2:24.630	44.130	88	2:23.285	52.326									
88	2:23.996	47.661												
71	2:53.749	55.310												

### Lap 11


33	2:20.886	
30	2:20.887	1.931
55	2:21.332	6.415
35	2:21.386	7.086
46	2:21.717	9.015
6	2:22.373	9.241
20	2:21.879	10.631
38	2:21.798	12.044
70	2:22.995	15.425
24	2:25.362	18.576
16	2:23.252	19.774
39	2:21.978	20.008
22	2:21.698	21.024
25	2:22.404	24.805
41	2:21.837	27.056
15	2:23.397	31.109
21	2:23.868	34.323
47	2:22.536	35.520
9	2:23.401	38.843
1	2:23.101	39.467
8	2:24.166	40.812
36	2:23.942	40.878
18	2:23.552	41.390
73	2:24.920	48.164
88	2:23.652	50.427

### Lap 12

33	2:21.386	
30	2:20.853	1.398
55	2:21.879	6.908
35	2:21.753	7.453
46	2:22.120	9.749
6	2:22.248	10.103
20	2:21.166	10.411
38	2:22.389	13.047
70	2:22.899	16.938
24	2:22.311	19.501
22	2:22.220	21.858
16	2:24.109	22.497
39	2:24.146	22.768
25	2:22.111	25.530
41	2:22.078	27.748
15	2:23.127	32.850

# FORMULA RENAULT 2.0

## ALPS



### FR 2.0 ALPS SPA EURORACE RACE 1


### Analysis

■ Personal Best ■ Session Best B Crossing the finish line in pit lane

Lap	Time	Sector 1	Sector 2	Sector 3	Kph	Elapsed	Lap	Time	Sector 1	Sector 2	Sector 3	Kph	Elapsed	
<b>1</b>	<b>Ivan TARANOV</b> RUS TECH 1 RACING							6	2:27.806	42.387	1:07.621	37.798	170.6	34:02.409
1	2:33.851	48.837	1:07.381	37.633	163.9	2:33.851	7	2:26.416	41.640	1:07.390	37.386	172.2	36:28.825	
2	2:28.868	43.262	1:08.158	37.448	169.4	5:02.719	8	2:24.949	41.871	1:05.903	37.175	174.0	38:53.774	
3	2:27.797	41.615	1:05.214	40.968	170.6	7:30.516	9	2:23.389	41.684	1:04.615	37.090	175.8	41:17.163	
4	20:25.652	1:12.683	1:57.818	...	20.6	27:56.166	10	2:24.071	41.588	1:04.625	37.858	175.0	43:41.234	
5	3:37.092	1:16.494	1:22.408	58.190	116.1	31:33.258	11	2:24.166	41.340	1:05.631	37.195	174.9	46:05.400	
6	2:27.141	42.972	1:06.787	37.382	171.4	34:00.399	12	2:24.467	42.755	1:04.344	37.368	174.5	48:29.867	
7	2:27.483	42.530	1:07.131	37.822	171.0	36:27.882								
8	2:26.794	41.814	1:07.601	37.379	171.8	38:54.676								
9	2:23.108	41.257	1:04.695	37.156	176.2	41:17.784								
10	2:23.170	41.320	1:04.645	37.205	176.1	43:40.954								
11	2:23.101	41.372	1:04.471	37.258	176.2	46:04.055								
12	2:23.335	41.450	1:04.652	37.233	175.9	48:27.390								
<b>2</b>	<b>Luke CHUDLEIGH</b> CAN TECH 1 RACING													
1	2:30.404	46.560	1:06.659	37.185	167.6	2:30.404								
2	2:23.026	41.408	1:04.125	37.493	176.3	4:53.430								
<b>3</b>	<b>Hans VILLEMI</b> EST SMP RACING by KOIRANEN GP													
1	2:26.234	44.059	1:04.954	37.221	172.4	2:26.234								
2	2:22.209	41.786	1:03.459	36.964	177.3	4:48.443								
3	2:23.236	41.653	1:03.161	38.422	176.0	7:11.679								
4	5:19.718	1:09.593	2:02.908	2:07.217	78.9	12:31.397								
5	18:50.631	...	1:29.480	59.777	22.3	31:22.026								
6	2:23.430	41.639	1:04.864	36.927	175.8	33:45.456								
7	2:22.143	41.467	1:03.474	37.202	177.4	36:07.599								
8	2:22.614	41.769	1:04.082	36.763	176.8	38:30.213								
9	2:21.184	41.163	1:03.321	36.700	178.6	40:51.397								
10	2:21.839	41.654	1:03.126	37.059	177.8	43:13.236								
<b>6</b>	<b>Guilherme SILVA</b> BRA KOIRANEN GP													
1	2:27.014	44.504	1:04.962	37.548	171.5	2:27.014								
2	2:21.827	41.446	1:03.457	36.924	177.8	4:48.841								
3	2:23.309	41.347	1:03.698	38.264	175.9	7:12.150								
4	5:18.176	1:09.836	2:03.156	2:05.184	79.2	12:30.326								
5	18:52.969	...	1:28.495	1:00.505	22.3	31:23.293								
6	2:22.738	42.040	1:03.733	36.965	176.6	33:46.031								
7	2:21.709	41.346	1:03.428	36.935	177.9	36:07.740								
8	2:21.307	41.562	1:02.801	36.944	178.4	38:29.047								
9	2:21.193	41.599	1:02.657	36.937	178.6	40:50.240								
10	2:21.216	41.433	1:02.785	36.998	178.6	43:11.456								
11	2:22.373	41.529	1:03.863	36.981	177.1	45:33.829								
12	2:22.248	41.426	1:03.786	37.036	177.3	47:56.077								
<b>8</b>	<b>Semen EYSTIGNEEV</b> RUS SMP RACING by KOIRANEN GP													
1	2:40.832	51.194	1:12.040	37.598	156.8	2:40.832								
2	2:24.569	41.741	1:05.281	37.547	174.4	5:05.401								
3	2:25.561	41.788	1:05.528	38.245	173.2	7:30.962								
4	20:28.135	1:11.287	1:57.474	...	20.5	27:59.095								
5	3:35.508	1:15.190	1:22.122	58.196	117.0	31:34.603								
<b>9</b>	<b>Alex BOSAK</b> POL SMP RACING by KOIRANEN GP													
1	2:36.398	50.043	1:08.540	37.815	161.2	2:36.398								
2	2:25.863	42.730	1:05.549	37.584	172.9	5:02.261								
3	2:29.050	42.105	1:05.729	41.216	169.2	7:31.311								
4	20:26.827	1:13.174	1:57.568	...	20.6	27:58.136								
5	3:35.613	1:15.102	1:22.571	57.940	116.9	31:33.749								
6	2:27.042	42.833	1:06.895	37.314	171.5	34:00.791								
7	2:27.495	42.324	1:07.877	37.294	170.9	36:28.286								
8	2:25.174	42.093	1:05.758	37.323	173.7	38:53.460								
9	2:23.316	41.584	1:04.390	37.342	175.9	41:16.776								
10	2:23.254	41.728	1:04.192	37.334	176.0	43:40.030								
11	2:23.401	41.778	1:04.463	37.160	175.8	46:03.431								
12	2:23.502	41.801	1:04.475	37.226	175.7	48:26.933								
<b>15</b>	<b>Dario CAPITANIO</b> ITA BVM RACING													
1	2:32.238	47.496	1:06.787	37.955	165.6	2:32.238								
2	2:24.718	42.968	1:04.320	37.430	174.2	4:56.956								
3	2:24.318	41.831	1:04.363	38.124	174.7	7:21.274								
4	5:27.225	1:09.347	2:01.068	2:16.810	77.1	12:48.499								
5	18:40.060	...	1:24.635	1:00.081	22.5	31:28.557								
6	2:25.278	42.172	1:05.641	37.465	173.6	33:53.835								
7	2:24.994	41.872	1:04.898	38.224	173.9	36:18.829								
8	2:26.637	41.713	1:04.687	40.237	171.9	38:45.466								
9	2:23.383	41.931	1:04.240	37.212	175.9	41:08.849								
10	2:23.451	41.525	1:04.664	37.262	175.8	43:32.300								
11	2:23.397	41.499	1:04.561	37.337	175.8	45:55.697								
12	2:23.127	41.619	1:04.303	37.205	176.2	48:18.824								
<b>16</b>	<b>Parth GHORPADE</b> IND BVM RACING													
1	2:30.927	47.032	1:06.597	37.298	167.1	2:30.927								
2	2:23.109	41.198	1:04.554	37.357	176.2	4:54.036								
3	2:24.359	41.389	1:05.398	37.572	174.7	7:18.395								
4	5:26.274	1:11.014	2:00.574	2:14.686	77.3	12:44.669								
5	18:43.482	...	1:26.064	1:01.171	22.4	31:28.149								
6	2:23.785	41.929	1:04.838	37.018	175.4	33:51.934								
7	2:21.947	41.082	1:03.966	36.899	177.6	36:13.881								
8	2:22.243	41.294	1:03.947	37.002	177.3	38:36.124								
9	2:22.669	41.124	1:04.138	37.407	176.7	40:58.793								
10	2:22.317	41.331	1:03.886	37.100	177.2	43:21.110								
11	2:23.252	41.320	1:04.391	37.541	176.0	45:44.362								
12	2:24.109	41.839	1:05.256	37.014	175.0	48:08.471								
<b>18</b>	<b>Daniele CAZZANIGA</b> ITA VIOLA FORMULA RACING													
1	2:36.191	49.640	1:08.544	38.007	161.4	2:36.191								

# FORMULA RENAULT 2.0

## ALPS




### FR 2.0 ALPS SPA EURORACE RACE 1

### Analysis

Lap	Time	Sector 1	Sector 2	Sector 3	Kph	Elapsed	Lap	Time	Sector 1	Sector 2	Sector 3	Kph	Elapsed
<b>20</b> <b>Konstantin TERESHCHENKO</b> <span style="float:right">RUS</span> INTERWETTEN.COM RACING TEAM													
1	2:29.946	46.627	1:06.158	37.161	168.2	2:29.946							
2	2:23.197	41.518	1:04.150	37.529	176.1	4:53.143							
3	2:22.664	41.917	1:02.967	37.780	176.7	7:15.807							
4	5:21.919	1:09.778	2:02.040	2:10.101	78.3	12:37.726							
5	18:48.463	...	1:27.461	1:01.322	22.3	31:26.187							
6	2:22.061	41.646	1:03.424	36.991	177.5	33:48.248							
7	2:21.547	41.171	1:03.438	36.938	178.1	36:09.795							
8	2:22.073	41.029	1:03.977	37.067	177.5	38:31.868							
9	<b>2:20.677</b>	41.111	<b>1:02.747</b>	36.819	179.2	40:52.545							
10	2:20.795	<b>40.994</b>	1:03.059	<b>36.742</b>	179.1	43:13.340							
11	2:21.879	41.381	1:03.687	36.811	177.7	45:35.219							
12	2:21.166	41.022	1:03.232	36.912	178.6	47:56.385							
<b>21</b> <b>Alejandro ABOGADO</b> <span style="float:right">MEX</span> INTERWETTEN.COM RACING TEAM													
1	2:35.446	49.489	1:08.276	37.681	162.2	2:35.446							
2	2:25.761	42.086	1:06.117	37.558	173.0	5:01.207							
3	2:26.720	<b>41.605</b>	1:05.091	40.024	171.9	7:27.927							
4	20:26.420	1:09.472	2:00.097	...	20.6	27:54.345							
5	3:37.571	1:15.977	1:22.433	59.161	115.9	31:31.916							
6	2:27.706	43.464	1:05.740	38.502	170.7	33:59.622							
7	2:24.116	42.203	1:04.305	37.608	175.0	36:23.738							
8	<b>2:23.708</b>	41.615	1:04.442	37.651	175.5	38:47.446							
9	2:23.841	41.960	1:04.554	<b>37.327</b>	175.3	41:11.287							
10	2:23.756	41.842	1:04.566	37.348	175.4	43:35.043							
11	2:23.868	41.782	1:04.569	37.517	175.3	45:58.911							
12	2:23.868	41.839	<b>1:04.275</b>	37.754	175.3	48:22.779							
<b>22</b> <b>Francisco MORA</b> <span style="float:right">POR</span> INTERWETTEN.COM RACING TEAM													
1	2:34.645	49.514	1:07.331	37.800	163.0	2:34.645							
2	2:25.672	42.724	1:05.432	37.516	173.1	5:00.317							
3	2:26.219	42.093	1:04.210	39.916	172.4	7:26.536							
4	20:26.184	1:08.717	2:00.763	...	20.6	27:52.718							
5	3:37.773	1:15.632	1:23.266	58.875	115.8	31:30.491							
6	2:23.951	41.712	1:05.109	37.130	175.2	33:54.442							
7	2:23.910	41.623	1:04.871	37.416	175.2	36:18.352							
8	2:22.382	41.737	1:03.655	36.990	177.1	38:40.734							
9	2:21.753	41.391	1:03.172	37.190	177.9	41:02.487							
10	<b>2:21.427</b>	41.354	<b>1:03.136</b>	<b>36.937</b>	178.3	43:23.914							
11	2:21.698	41.476	1:03.238	36.984	177.9	45:45.612							
12	2:22.220	<b>41.042</b>	1:04.045	37.133	177.3	48:07.832							
<b>24</b> <b>Joffrey de NARDA</b> <span style="float:right">FRA</span> ARTA ENGINEERING													
1	2:29.081	45.800	1:06.179	37.102	169.1	2:29.081							
2	2:23.976	41.506	1:04.507	37.963	175.1	4:53.057							
3	2:23.712	41.988	1:04.306	37.418	175.4	7:16.769							
4	5:20.264	1:10.159	2:01.604	2:08.501	78.7	12:37.033							
5	18:49.632	...	1:27.100	1:01.339	22.3	31:26.663							
6	2:23.782	41.786	1:04.772	37.224	175.4	33:50.445							
7	2:21.982	41.329	1:03.737	<b>36.916</b>	177.6	36:12.427							
8	<b>2:21.766</b>	41.335	<b>1:03.389</b>	37.042	177.9	38:34.193							
9	2:21.784	41.445	1:03.416	36.923	177.8	40:55.977							
10	2:21.825	41.321	1:03.525	36.979	177.8	43:17.802							
11	2:25.362	<b>41.178</b>	1:06.941	37.243	173.5	45:43.164							
12	2:22.311	41.456	1:03.685	37.170	177.2	48:05.475							
<b>25</b> <b>Simon GACHET</b> <span style="float:right">FRA</span> ARTA ENGINEERING													
1	2:33.170	48.660	1:06.955	37.555	164.6	2:33.170							
2	2:25.197	42.371	1:04.770	38.056	173.7	4:58.367							
3	2:26.654	41.526	1:04.839	40.289	171.9	7:25.021							
4	20:26.613	1:08.568	2:01.371	...	20.6	27:51.632							
5	3:38.005	1:15.456	1:23.808	58.741	115.7	31:29.637							
6	2:25.404	42.950	1:05.135	37.319	173.4	33:55.041							
7	2:23.796	<b>41.169</b>	1:05.126	37.501	175.3	36:18.837							
8	2:23.999	41.845	1:04.729	37.425	175.1	38:42.836							
9	2:22.122	41.481	<b>1:03.408</b>	37.233	177.4	41:04.958							
10	<b>2:22.031</b>	41.381	1:03.506	<b>37.144</b>	177.5	43:26.989							
11	2:22.404	41.578	1:03.618	37.208	177.1	45:49.393							
12	2:22.111	41.392	1:03.422	37.297	177.4	48:11.504							
<b>30</b> <b>Antonio FUOCO</b> <span style="float:right">ITA</span> PREMA JUNIOR													
1	2:24.517	43.693	1:03.909	36.915	174.5	2:24.517							
2	2:20.887	41.451	<b>1:02.712</b>	36.724	179.0	4:45.404							
3	2:23.548	41.287	1:02.860	39.401	175.6	7:08.952							
4	5:15.861	1:09.327	2:02.902	2:03.632	79.8	12:24.813							
5	18:54.941	...	1:30.892	59.803	22.2	31:19.752							
6	2:21.874	41.575	1:03.513	36.786	177.7	33:41.626							
7	2:21.116	41.331	1:03.121	<b>36.664</b>	178.7	36:02.742							
8	2:20.917	41.327	1:02.911	36.679	178.9	38:23.659							
9	<b>2:20.631</b>	41.163	1:02.783	36.685	179.3	40:44.290							
10	2:21.342	41.240	1:03.208	36.894	178.4	43:05.632							
11	2:20.887	41.264	1:02.862	36.761	179.0	45:26.519							
12	2:20.853	<b>41.150</b>	1:02.848	36.855	179.0	47:47.372							
<b>33</b> <b>Bruno BONIFACIO</b> <span style="float:right">BRA</span> PREMA POWERTEAM													
1	2:23.159	43.257	1:03.022	36.880	176.1	2:23.159							
2	2:20.828	41.460	1:02.526	36.842	179.0	4:43.987							
3	2:24.314	41.464	<b>1:02.483</b>	40.367	174.7	7:08.301							
4	5:15.568	1:09.155	2:02.794	2:03.619	79.9	12:23.869							
5	18:55.305	...	1:32.286	59.645	22.2	31:19.172							
6	2:21.605	41.817	1:02.902	36.886	178.1	33:40.777							
7	2:20.736	41.328	1:02.703	<b>36.705</b>	179.2	36:01.513							
8	2:20.716	<b>41.209</b>	1:02.754	36.753	179.2	38:22.229							

# FORMULA RENAULT 2.0

## ALPS




### FR 2.0 ALPS SPA EURORACE RACE 1

### Analysis

Lap	Time	Sector 1	Sector 2	Sector 3	Kph	Elapsed	Lap	Time	Sector 1	Sector 2	Sector 3	Kph	Elapsed																																																															
9	2:20.758	41.311	1:02.679	36.768	179.1	40:42.987	5	18:37.696	...	1:24.644	59.678	22.6	31:28.949																																																															
10	<b>2:20.715</b>	41.261	1:02.701	36.753	179.2	43:03.702	6	2:25.002	41.857	1:05.832	37.313	173.9	33:53.951																																																															
11	2:20.886	41.280	1:02.899	36.707	179.0	45:24.588	7	2:22.771	41.734	1:03.779	37.258	176.6	36:16.722																																																															
12	2:21.386	41.336	1:03.147	36.903	178.3	47:45.974	8	2:22.409	41.679	1:03.473	37.257	177.1	38:39.131																																																															
<b>35 Kevin JOERG</b> SUI JENZER MOTORSPORT							<table border="1"> <thead> <tr> <th>Lap</th><th>Time</th><th>Sector 1</th><th>Sector 2</th><th>Sector 3</th><th>Kph</th><th>Elapsed</th></tr> </thead> <tbody> <tr> <td>9</td><td>2:21.786</td><td>41.708</td><td><b>1:03.014</b></td><td>37.064</td><td>177.8</td><td>41:00.917</td></tr> <tr> <td>10</td><td><b>2:21.701</b></td><td>41.577</td><td>1:03.057</td><td>37.067</td><td>177.9</td><td>43:22.618</td></tr> <tr> <td>11</td><td>2:21.978</td><td>41.611</td><td>1:03.306</td><td>37.061</td><td>177.6</td><td>45:44.596</td></tr> <tr> <td>12</td><td>2:24.146</td><td>42.137</td><td>1:05.029</td><td><b>36.980</b></td><td>174.9</td><td>48:08.742</td></tr> </tbody> </table>							Lap	Time	Sector 1	Sector 2	Sector 3	Kph	Elapsed	9	2:21.786	41.708	<b>1:03.014</b>	37.064	177.8	41:00.917	10	<b>2:21.701</b>	41.577	1:03.057	37.067	177.9	43:22.618	11	2:21.978	41.611	1:03.306	37.061	177.6	45:44.596	12	2:24.146	42.137	1:05.029	<b>36.980</b>	174.9	48:08.742																												
Lap	Time	Sector 1	Sector 2	Sector 3	Kph	Elapsed																																																																						
9	2:21.786	41.708	<b>1:03.014</b>	37.064	177.8	41:00.917																																																																						
10	<b>2:21.701</b>	41.577	1:03.057	37.067	177.9	43:22.618																																																																						
11	2:21.978	41.611	1:03.306	37.061	177.6	45:44.596																																																																						
12	2:24.146	42.137	1:05.029	<b>36.980</b>	174.9	48:08.742																																																																						
<b>36 Denis KORNEEV</b> RUS JENZER MOTORSPORT							<b>41 Dennis OLSEN</b> NOR AV FORMULA																																																																					
1	2:25.126	44.029	1:04.077	37.020	173.7	2:25.126	1	2:34.083	49.021	1:07.482	37.580	163.6	2:34.083																																																															
2	2:21.519	41.603	1:02.971	36.945	178.2	4:46.645	2	2:26.342	43.239	1:05.282	37.821	172.3	5:00.425																																																															
3	2:23.175	41.444	1:02.879	38.852	176.1	7:09.820	3	2:26.474	42.070	1:04.543	39.861	172.1	7:26.899																																																															
4	5:17.292	1:09.280	2:02.650	2:05.362	79.5	12:27.112	4	20:26.761	1:09.193	2:00.639	...	20.6	27:53.658																																																															
5	18:54.060	...	1:30.105	1:00.610	22.2	31:21.170	5	3:37.450	1:15.726	1:22.945	58.779	116.0	31:31.108																																																															
6	2:22.816	42.014	1:03.761	37.041	176.5	33:43.986	6	2:28.631	44.316	1:05.819	38.496	169.6	33:59.739																																																															
7	2:21.446	41.526	<b>1:02.799</b>	37.121	178.3	36:05.432	7	2:22.584	41.926	1:03.488	37.170	176.8	36:22.323																																																															
8	2:22.155	41.792	1:03.594	<b>36.769</b>	177.4	38:27.587	8	<b>2:21.601</b>	41.711	<b>1:02.965</b>	<b>36.925</b>	178.1	38:43.924																																																															
9	2:21.363	41.195	1:03.309	36.859	178.4	40:48.950	9	2:21.754	41.459	1:03.157	37.138	177.9	41:05.678																																																															
10	<b>2:21.338</b>	41.304	1:03.072	36.962	178.4	43:10.288	10	2:24.129	<b>41.295</b>	1:05.721	37.113	174.9	43:29.807																																																															
11	2:21.386	41.136	1:03.256	36.994	178.3	45:31.674	11	2:21.837	41.708	1:03.052	37.077	177.8	45:51.644																																																															
12	2:21.753	<b>41.091</b>	1:03.813	36.849	177.9	47:53.427	12	2:22.078	41.793	1:03.182	37.103	177.5	48:13.722																																																															
<b>38 Andrew TANG</b> SIN JENZER MOTORSPORT							<b>46 Marcos SIEBERT</b> ARG JENZER MOTORSPORT																																																																					
1	2:43.316	59.082	1:06.561	37.673	154.4	2:43.316	1	2:27.592	45.400	1:05.132	37.060	170.8	2:27.592																																																															
2	2:24.238	42.395	1:04.635	37.208	174.8	5:07.554	2	2:22.035	41.614	1:03.274	37.147	177.5	4:49.627																																																															
3	2:26.396	41.669	1:04.355	40.372	172.2	7:33.950	3	2:24.173	41.451	1:03.157	39.565	174.9	7:13.800																																																															
4	20:28.480	1:14.669	1:56.423	...	20.5	28:02.428	4	5:21.194	1:10.132	2:02.087	2:08.975	78.5	12:34.994																																																															
5	3:36.044	1:14.666	1:22.526	58.852	116.7	31:38.472	5	18:48.871	...	1:27.920	1:00.658	22.3	31:23.863																																																															
6	2:25.611	42.148	1:05.431	38.032	173.2	34:04.083	6	2:22.455	41.641	1:03.925	36.889	177.0	33:46.318																																																															
7	2:25.625	41.927	1:06.369	37.329	173.1	36:29.708	7	2:21.996	41.341	1:03.884	36.771	177.6	36:08.314																																																															
8	2:25.270	42.179	1:05.855	37.236	173.6	38:54.978	8	2:21.292	41.152	1:03.297	36.843	178.5	38:29.606																																																															
9	2:23.305	41.234	1:04.820	37.251	175.9	41:18.283	9	2:21.197	41.330	1:03.112	<b>36.755</b>	178.6	40:50.803																																																															
10	2:23.241	<b>41.231</b>	1:04.798	37.212	176.0	43:41.524	10	<b>2:21.083</b>	41.124	<b>1:03.014</b>	36.945	178.7	43:11.886																																																															
11	2:23.942	41.240	1:05.037	37.665	175.2	46:05.466	11	2:21.717	<b>41.085</b>	1:03.435	37.197	177.9	45:33.603																																																															
12	<b>2:22.634</b>	41.991	<b>1:03.612</b>	<b>37.031</b>	176.8	48:28.100	12	2:22.120	41.619	1:03.414	37.087	177.4	47:55.723																																																															
<b>39 Kevin GILARDONI</b> ITA GSK GRAND PRX							<b>47 Levin AMWEG</b> SUI JENZER MOTORSPORT																																																																					
1	2:32.626	48.499	1:06.626	37.501	165.2	2:32.626	1	2:32.183	48.381	1:06.501	37.301	165.7	2:32.183																																																															
2	2:24.879	42.710	1:04.728	37.441	174.0	4:57.505	2	2:26.044	43.601	1:04.888	37.555	172.6	4:58.227																																																															
3	2:25.479	<b>41.496</b>	1:04.546	39.437	173.3	7:22.984	3	2:26.023	41.641	1:03.961	40.421	172.7	7:24.250																																																															
4	5:28.271	1:08.974	2:01.303	2:17.994	76.8	12:51.255	4	5:28.540	1:08.484	2:01.416	2:18.640	76.7	12:52.790																																																															
<b>55 Jakub DALEWSKI</b> POL JD MOTORSPORT							<table border="1"> <thead> <tr> <th>Lap</th><th>Time</th><th>Sector 1</th><th>Sector 2</th><th>Sector 3</th><th>Kph</th><th>Elapsed</th></tr> </thead> <tbody> <tr> <td>5</td><td>18:36.360</td><td>...</td><td>1:24.019</td><td>59.228</td><td>22.6</td><td>31:29.148</td></tr> <tr> <td>6</td><td>2:32.131</td><td>48.739</td><td>1:06.278</td><td>37.114</td><td>165.7</td><td>34:01.279</td></tr> <tr> <td>7</td><td>2:26.549</td><td>41.808</td><td>1:07.329</td><td>37.412</td><td>172.1</td><td>36:27.828</td></tr> <tr> <td>8</td><td>2:24.956</td><td>41.838</td><td>1:05.714</td><td>37.404</td><td>173.9</td><td>38:52.784</td></tr> <tr> <td>9</td><td>2:22.658</td><td>41.762</td><td>1:03.735</td><td>37.161</td><td>176.7</td><td>41:15.442</td></tr> <tr> <td>10</td><td><b>2:22.130</b></td><td>41.573</td><td><b>1:03.505</b></td><td>37.052</td><td>177.4</td><td>43:37.572</td></tr> <tr> <td>11</td><td>2:22.536</td><td>41.579</td><td>1:03.934</td><td><b>37.023</b></td><td>176.9</td><td>46:00.108</td></tr> <tr> <td>12</td><td>2:22.852</td><td><b>41.466</b></td><td>1:03.895</td><td>37.491</td><td>176.5</td><td>48:22.960</td></tr> </tbody> </table>							Lap	Time	Sector 1	Sector 2	Sector 3	Kph	Elapsed	5	18:36.360	...	1:24.019	59.228	22.6	31:29.148	6	2:32.131	48.739	1:06.278	37.114	165.7	34:01.279	7	2:26.549	41.808	1:07.329	37.412	172.1	36:27.828	8	2:24.956	41.838	1:05.714	37.404	173.9	38:52.784	9	2:22.658	41.762	1:03.735	37.161	176.7	41:15.442	10	<b>2:22.130</b>	41.573	<b>1:03.505</b>	37.052	177.4	43:37.572	11	2:22.536	41.579	1:03.934	<b>37.023</b>	176.9	46:00.108	12	2:22.852	<b>41.466</b>	1:03.895	37.491	176.5	48:22.960
Lap	Time	Sector 1	Sector 2	Sector 3	Kph	Elapsed																																																																						
5	18:36.360	...	1:24.019	59.228	22.6	31:29.148																																																																						
6	2:32.131	48.739	1:06.278	37.114	165.7	34:01.279																																																																						
7	2:26.549	41.808	1:07.329	37.412	172.1	36:27.828																																																																						
8	2:24.956	41.838	1:05.714	37.404	173.9	38:52.784																																																																						
9	2:22.658	41.762	1:03.735	37.161	176.7	41:15.442																																																																						
10	<b>2:22.130</b>	41.573	<b>1:03.505</b>	37.052	177.4	43:37.572																																																																						
11	2:22.536	41.579	1:03.934	<b>37.023</b>	176.9	46:00.108																																																																						
12	2:22.852	<b>41.466</b>	1:03.895	37.491	176.5	48:22.960																																																																						

# FORMULA RENAULT 2.0

## ALPS



### FR 2.0 ALPS SPA EURORACE RACE 1

### Analysis

Lap	Time	Sector 1	Sector 2	Sector 3	Kph	Elapsed	Lap	Time	Sector 1	Sector 2	Sector 3	Kph	Elapsed
1	2:26.635	45.369	1:04.333	36.933	172.0	2:26.635							
2	<b>2:20.743</b>	41.255	1:02.742	36.746	179.2	4:47.378							
3	2:23.675	41.449	<b>1:02.538</b>	39.688	175.5	7:11.053							
4	5:16.849	1:09.497	2:02.986	2:04.366	79.6	12:27.902							
5	18:53.685	...	1:30.046	59.794	22.2	31:21.585							
6	2:23.042	41.615	1:04.572	36.855	176.3	33:44.627							
7	2:20.965	<b>41.187</b>	1:03.101	<b>36.677</b>	178.9	36:05.592							
8	2:21.315	41.581	1:02.819	36.915	178.4	38:26.907							
9	2:21.045	41.377	1:02.758	36.910	178.8	40:47.952							
10	2:21.719	41.427	1:03.072	37.220	177.9	43:09.671							
11	2:21.332	41.529	1:02.818	36.985	178.4	45:31.003							
12	2:21.879	41.585	1:03.293	37.001	177.7	47:52.882							
<b>70</b> Ukyo SASAHARA JAP EURONOVA RACING							<b>88</b> Dzhon SIMONYAN RUS GSK GRAND PRIX						
1	2:31.897	47.453	1:07.126	37.318	166.0	2:31.897	1	2:39.658	51.810	1:09.840	38.008	157.9	2:39.658
2	2:22.478	41.815	1:03.546	37.117	177.0	4:54.375	2	2:24.830	42.485	1:04.854	37.491	174.1	5:04.488
3	2:23.156	<b>41.093</b>	1:04.641	37.422	176.1	7:17.531	3	2:28.819	41.582	1:06.164	41.073	169.4	7:33.307
4	5:24.965	1:10.912	2:00.645	2:13.408	77.6	12:42.496	4	20:27.471	1:13.423	1:57.096	...	20.5	28:00.776
5	18:44.545	...	1:26.055	1:00.855	22.4	31:27.039	5	3:36.077	1:14.955	1:21.919	59.203	116.7	31:36.853
6	2:22.281	41.373	1:03.795	37.113	177.2	33:49.320	6	2:26.010	42.233	1:06.256	37.521	172.7	34:02.863
7	<b>2:21.851</b>	41.311	1:03.530	<b>37.010</b>	177.8	36:11.171	7	2:36.811	<b>41.476</b>	1:17.429	37.906	160.8	36:39.674
8	2:21.920	41.392	1:03.459	37.069	177.7	38:33.091	8	2:24.108	42.153	1:04.421	37.534	175.0	39:03.782
9	2:21.923	41.411	<b>1:03.359</b>	37.153	177.7	40:55.014	9	2:23.585	42.028	1:04.040	37.517	175.6	41:27.367
10	2:22.004	41.395	1:03.432	37.177	177.6	43:17.018	10	2:23.996	42.000	1:04.395	37.601	175.1	43:51.363
11	2:22.995	41.558	1:04.095	37.342	176.3	45:40.013	11	2:23.652	42.021	1:04.111	37.520	175.5	46:15.015
12	2:22.899	41.589	1:03.843	37.467	176.4	48:02.912	12	<b>2:23.285</b>	42.038	<b>1:03.825</b>	<b>37.422</b>	176.0	48:38.300
<b>71</b> Gregor RAMSAY GBR EURONOVA RACING							<b>73</b> Pietro PECCENINI ITA TS CORSE						
1	2:29.490	46.410	1:05.921	37.159	168.7	2:29.490	1	2:38.066	50.439	1:09.425	38.202	159.5	2:38.066
2	2:23.404	41.856	1:04.016	37.532	175.8	4:52.894	2	2:25.913	42.396	1:05.834	37.683	172.8	5:03.979
3	2:26.744	42.311	1:06.279	38.154	171.8	7:19.638	3	2:28.751	42.063	1:05.759	40.929	169.5	7:32.730
4	5:26.531	1:10.371	2:00.979	2:15.181	77.2	12:46.169	4	20:27.439	1:13.437	1:56.945	...	20.5	28:00.167
5	18:41.999	...	1:25.169	1:00.261	22.5	31:28.166	5	3:36.098	1:15.109	1:21.592	59.397	116.7	31:36.265
6	2:29.233	42.153	1:09.754	37.326	169.0	33:57.399	6	2:27.409	42.476	1:07.022	37.911	171.0	34:03.674
7	<b>2:21.856</b>	41.576	<b>1:03.265</b>	<b>37.015</b>	177.7	36:19.255	7	2:29.326	<b>41.972</b>	1:09.559	37.795	168.9	36:33.000
8	2:23.998	42.075	1:04.260	37.663	175.1	38:43.253	8	2:24.914	42.077	1:05.056	37.781	174.0	38:57.914
9	2:22.010	41.478	1:03.416	37.116	177.6	41:05.263	9	2:25.288	42.062	1:05.039	38.187	173.5	41:23.202
10	2:53.749 <b>B</b>	<b>41.279</b>	1:28.396	44.074	145.1	43:59.012	10	<b>2:24.630</b>	42.092	<b>1:04.902</b>	<b>37.636</b>	174.3	43:47.832
							11	2:24.920	42.137	1:04.966	37.817	174.0	46:12.752
							12	2:24.915	41.998	1:05.028	37.889	174.0	48:37.667