

Enzo e Dino Ferrari 4.909 m

Italia Motorsport Week End Special

Formula Renault 2.0 Alps - Results Race 1

Laps 11 = 53,999 km - Avg 173,694 km/h - Race Time 18'39.186

No.	Driver	Competitor	Team	Car	Laps	Time	Gap	Rel.	Fastest Lap	
1	30 FUOCO Antonio (ITA)	Prema Junior	Prema Junior	F.Renault 2.0 Alps	11	18'39.186		11	1'43.687	
2	10 GASLY Pierre (FRA)	Tech 1 Racing	Tech 1 Racing	F.Renault 2.0 Alps	11	18'41.828	2.642	2.642	10	1'43.668
3	26 VERMONT William (FRA)	Arta Engineering	Arta Engineering	F.Renault 2.0 Alps	11	18'42.552	3.366	0.724	9	1'43.638
4	33 BONIFACIO Bruno (BRA)	Prema Powerteam	Prema Powerteam	F.Renault 2.0 Alps	11	18'44.306	5.120	1.754	9	1'43.659
5	4 DE VRIES Nyck (NED)	Koiranen GP	Koiranen GP	F.Renault 2.0 Alps	11	18'46.836	7.650	2.530	11	1'43.837
6	32 GHIOTTO Luca (ITA)	Prema Powerteam	Prema Powerteam	F.Renault 2.0 Alps	11	18'50.110	10.924	3.274	11	1'43.895
7	55 DALEWSKI Jakub (POL)	JD Motorsport	JD Motorsport	F.Renault 2.0 Alps	11	18'53.115	13.929	3.005	9	1'43.957
8	12 VAXIVIERE Matthieu (FRA)	Tech 1 Racing	Tech 1 Racing	F.Renault 2.0 Alps	11	18'54.969	15.783	1.854	11	1'43.979
9	11 ORUDZHEV Egor (RUS)	Tech 1 Racing	Tech 1 Racing	F.Renault 2.0 Alps	11	18'56.779	17.593	1.810	9	1'43.826
10	27 TIRMAN Simon (FRA)	Arta Engineering	Arta Engineering	F.Renault 2.0 Alps	11	19'03.284	24.098	6.505	11	1'44.901
11	3 VILLEMI Hans (EST)	Koiranen GP	SMP Racing by Koiranen GP	F.Renault 2.0 Alps	11	19'03.818	24.632	0.534	6	1'44.551
12	71 RAMSAY Gregor (GBR)	Euronova Racing by F.I.M.	Euronova Racing	F.Renault 2.0 Alps	11	19'10.096	30.910	6.278	8	1'44.993
13	15 CAPITANIO Dario (ITA)	BVM Racing	BVM Racing	F.Renault 2.0 Alps	11	19'12.742	33.556	2.646	9	1'45.336
14	35 JOERG Kevin (SUI)	Jenzer Motorsport	Jenzer Motorsport	F.Renault 2.0 Alps	11	19'12.803	33.617	0.061	6	1'45.120
15	38 TANG Andrew (SIN)	Jenzer Motorsport	Jenzer Motorsport	F.Renault 2.0 Alps	11	19'12.830	33.644	0.027	6	1'45.211
16	56 BRANGER Juan (VEN)	JD Motorsport	JD Motorsport	F.Renault 2.0 Alps	11	19'13.431	34.245	0.601	5	1'45.626
17	58 DI FOLCO Alberto (ITA)	Torino Motorsport	Torino Motorsport	F.Renault 2.0 Alps	11	19'16.803	37.617	3.372	6	1'45.655
18	39 GILARDONI Kevin (ITA)	Gilardoni Kevin	GSK Grand Prix	F.Renault 2.0 Alps	11	19'19.238	40.052	2.435	11	1'45.077
19	72 AMADO Javier (VEN)	Euronova Racing by F.I.M.	Euronova Racing	F.Renault 2.0 Alps	11	19'23.305	44.119	4.067	7	1'46.393
20	19 BAIGUERA Andrea (ITA)	Baiguera Andrea	Brixia Horse Power by F.R.	F.Renault 2.0 Alps	11	19'23.621	44.435	0.316	9	1'45.550
21	70 SASAHARA Ukyo (JPN)	Euronova Racing by F.I.M.	Euronova Racing	F.Renault 2.0 Alps	11	19'23.810	44.624	0.189	8	1'45.952
22	36 KORNEEV Denis (RUS)	Jenzer Motorsport	Jenzer Motorsport	F.Renault 2.0 Alps	11	19'24.576	45.390	0.766	11	1'45.542
23	37 SCHAUMBURG-LIPPE Max (GER)	Jenzer Motorsport	Jenzer Motorsport	F.Renault 2.0 Alps	11	19'25.827	46.641	1.251	9	1'45.731
24	25 GACHET Simon (FRA)	Arta Engineering	Arta Engineering	F.Renault 2.0 Alps	11	19'26.331	47.145	0.504	10	1'45.358
25	2 CHUDLEIGH Luke (CAN)	Tech 1 Racing	Tech 1 Racing	F.Renault 2.0 Alps	11	19'27.247	48.061	0.916	8	1'45.818
26	9 BOSAK Alex (POL)	Koiranen GP	SMP Racing by Koiranen GP	F.Renault 2.0 Alps	11	19'33.747	54.561	6.500	10	1'46.102
27	16 GHORPADE Parth (IND)	BVM Racing	BVM Racing	F.Renault 2.0 Alps	11	19'33.819	54.633	0.072	7	1'45.022
28	7 ZLOBIN Nikita (RUS)	Koiranen GP	SMP Racing by Koiranen GP	F.Renault 2.0 Alps	11	19'41.312	1'02.126	7.493	10	1'46.556
29	21 ABOGADO Alejandro (MEX)	Interwetten.com Racing Team	Interwetten.com Racing Team	F.Renault 2.0 Alps	11	19'57.099	1'17.913	15.787	3	1'47.158
30	73 PECCENINI Pietro (ITA)	Peccenini Pietro	TS Corse	F.Renault 2.0 Alps	11	20'00.480	1'21.294	3.381	10	1'47.525
31	24 DE NARDA Joffrey (FRA)	Arta Engineering	Arta Engineering	F.Renault 2.0 Alps	10	17'21.910	1 Lap	1 Lap	8	1'45.261
32	20 TERESHCHENKO Konstantin (RUS)	Interwetten.com Racing Team	Interwetten.com Racing Team	F.Renault 2.0 Alps	10	17'44.603	1 Lap	22.693	9	1'45.620
33	88 SIMONYAN Dzhon (RUS)	Cane Sergio	GSK Grand Prix	F.Renault 2.0 Alps	8	14'06.700	3 Laps	2 Laps	6	1'46.166
----- Not Classified -----										
RET	22 MORA Francisco (POR)	Interwetten.com Racing Team	Interwetten.com Racing Team	F.Renault 2.0 Alps	5	8'42.383	6 Laps		5	1'46.144
RET	57 RANERI Joshua (AUS)	Torino Motorsport	Torino Motorsport	F.Renault 2.0 Alps	1	1'35.829	10 Laps			
RET	8 EVSTIGNEEV Semen (RUS)	Koiranen GP	SMP Racing by Koiranen GP	F.Renault 2.0 Alps	0					
RET	18 CAZZANIGA Daniele (ITA)	Viola Andrea	Viola Formula Racing	F.Renault 2.0 Alps	0					

Starting: 37 Not Started: 0 Retired: 4 Not Classified: 0 Classified: 33 Disqualified: 0

Fastest Lap N. 9 No. 26 William Vermont Time 1'43.638 Avg. 170,520 Km/h

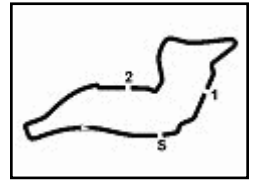
Il tempo di gara al 12^ giro è 20.24 -> Over 75%

Humidity:	36%	AIR	26°C
Condition:	Dry/Wet	Temp:	28°C

Race Director : Fondacci Fabrizio

Start 17:31 End 18:00

Servizio elaborazione dati e cronometraggio a cura della Federazione Italiana Cronometristi - A.S.D. di Imola
www.ficr.it

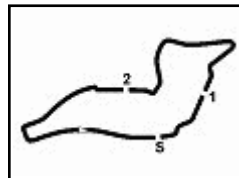


Enzo e Dino Ferrari 4.909 m

Italia Motorsport Week End Special

Formula Renault 2.0 Alps - Lap Chart Race 1

	Lap										
	1	2	3	4	5	6	7	8	9	10	11
1	30	30	30	30	30	30	30	30	30	30	30
2	10	10	10	10	10	10	10	10	10	10	10
3	26	26	26	26	26	26	26	26	26	26	26
4	12	33	33	33	33	33	33	33	33	33	33
5	33	12	4	4	4	4	4	4	4	4	4
6	4	4	12	32	32	32	32	32	32	32	32
7	32	32	32	12	12	55	55	55	55	55	55
8	55	55	55	55	55	11	11	11	11	12	12
9	11	11	11	11	11	12	12	12	12	11	11
10	27	3	27	27	27	27	27	27	27	27	27
11	3	27	15	15	3	3	3	3	3	3	3
12	15	15	3	3	15	15	15	15	15	24	71
13	38	38	24	24	24	24	24	24	24	15	15
14	24	24	38	38	38	38	38	38	71	71	35
15	71	71	71	71	71	71	71	71	38	38	38
16	35	35	35	35	35	35	35	35	35	35	56
17	56	56	56	56	56	56	56	56	56	56	58
18	72	72	72	72	72	58	58	58	58	58	39
19	2	2	58	58	58	72	72	72	72	39	72
20	58	58	2	39	39	39	39	39	39	72	19
21	21	21	39	2	2	37	37	37	37	19	70
22	39	39	21	22	22	19	19	19	19	70	36
23	22	22	22	21	37	70	70	70	70	36	37
24	37	37	37	37	19	88	88	88	36	37	25
25	88	19	19	19	70	36	36	36	2	25	2
26	19	70	70	70	88	2	2	2	25	2	9
27	7	88	88	88	36	25	25	25	20	20	16
28	57	7	25	25	25	9	20	20	9	9	7
29	25	25	36	36	9	20	9	9	16	16	21
30	70	36	73	9	20	16	16	16	7	7	73
31	16	73	9	20	16	7	7	7	21	21	
32	36	9	20	16	7	21	21	21	73	73	
33	73	16	16	7	21	73	73	73			
34	9	20	7	73	73						
35	20										



Italia Motorsport Week End Special

Formula Renault 2.0 Alps - Analysis Race 1

Enzo e Dino Ferrari 4.909 m

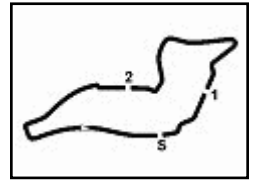
2 CHUDLEIGH LUKE						13	23.093	46.284	52.823	2'02.200 C	12	22.537	44.395	41.839	1'48.771 C		
Lap	Sector 1	Sector 2	Sector 3	Lap Time	km/h	10 GASLY PIERRE						13	22.818	44.803	53.215	2'00.836 C	
1	30.436	46.326	14.304	1'31.066		Lap	Sector 1	Sector 2	Sector 3	Lap Time	km/h	Lap	Sector 1	Sector 2	Sector 3	Lap Time	km/h
2	52.256	45.639	11.253	1'49.148		1	25.463	44.133	11.308	1'20.904		1	34.063	47.311	13.531	1'34.905	
3	22.046	44.757	40.943	1'47.746		2	51.350	43.631	10.339	1'45.320		2	52.203			1'49.682	
4	21.825	44.427	40.736	1'46.988		3	21.382	43.242	39.880	1'44.504		3	21.901	44.205	40.761	1'46.867	
5	21.553	44.659	40.969	1'47.181		4	21.274	43.010	39.888	1'44.172		4	21.714	44.037	40.357	1'46.108	
6	22.337	50.649	40.826	1'53.812		5	21.349	42.966	39.866	1'44.181		5	23.236	44.023	40.304	1'47.563	
7	21.463	44.374	40.590	1'46.427		6	21.209	42.817	39.731	1'43.757		6	21.481	44.398	40.507	1'46.386	
8	21.488	43.962	40.368	1'45.818		7	21.188	42.837	39.717	1'43.742		7	21.621	44.233	40.515	1'46.369	
9	21.695	44.222	40.279	1'46.196		8	21.161	42.971	39.752	1'43.884		8	21.629	43.929	40.433	1'45.991	
10	22.196	44.431	40.383	1'47.010		9	21.195	42.838	39.656	1'43.689		9	21.488	43.756	40.306	1'45.550	
11	21.350	44.086	40.419	1'45.855		10	21.227	42.756	39.685	1'43.668		10	21.872	45.163	40.534	1'47.569	
12	23.191	45.094	41.490	1'49.775 C		11	21.239	42.950	39.818	1'44.007		11	21.662	44.514	40.455	1'46.631	
13	22.320	44.617	55.998	2'02.935 C		12	21.408	42.997	40.777	1'45.182 C		12	22.967	44.735	47.679	1'55.381 C	
						13	23.569	43.694	42.439	1'49.702 C		13	22.407	45.719	53.207	2'01.333 C	

3 VILLEMI HANS						11 ORUDZHEV EGOR						20 TERESHCHENKO KONSTANTIN					
Lap	Sector 1	Sector 2	Sector 3	Lap Time	km/h	Lap	Sector 1	Sector 2	Sector 3	Lap Time	km/h	Lap	Sector 1	Sector 2	Sector 3	Lap Time	km/h
1	28.750	46.284	12.294	1'27.328		1	27.786	45.735	12.676	1'26.197		1	32.815	47.165	23.333	1'43.313	
2	51.466	44.156	11.083	1'46.705		2	51.646	44.333	10.514	1'46.493		2	51.633			1'47.605	
3	21.836	45.527	40.649	1'48.012		3	21.440	43.716	39.929	1'45.085		3	21.463	44.004	43.958	1'49.425	
4	21.647	43.858	40.580	1'46.085		4	21.380	43.450	39.963	1'44.793		4	21.890	44.991	40.402	1'47.283	
5	21.464	43.535	40.456	1'45.455		5	21.258	43.308	39.849	1'44.415		5	21.729	43.984	40.571	1'46.284	
6	21.375	43.124	40.052	1'44.551		6	21.300	43.635	39.754	1'44.689		6	21.778	44.186	40.385	1'46.349	
7	21.288	43.434	40.260	1'44.982		7	21.143	43.639	40.079	1'44.861		7	21.531	44.002	40.888	1'46.421	
8	21.304	43.565	40.628	1'45.497		8	21.232	43.119	40.069	1'44.420		8	21.583	43.706	40.379	1'45.668	
9	21.395	43.563	40.251	1'45.209		9	21.236	42.988	39.602	1'43.826		9	21.637	43.505	40.478	1'45.620	
10	21.363	43.400	40.302	1'45.065		10	21.109	46.328	40.336	1'47.773		10	21.661	43.857	41.117	1'46.635	
11	21.299	43.389	40.241	1'44.929		11	21.168	43.268	39.791	1'44.227							
12	21.842	43.517	41.306	1'46.665 C		12	21.441	43.245	41.189	1'45.875 C							
13	24.285	44.199	58.082	2'06.566 C		13	22.845	43.956	42.870	1'49.671 C							

4 DE VRIES NYCK						12 VAXIVIERE MATTHIEU						21 ABOGADO ALEJANDRO					
Lap	Sector 1	Sector 2	Sector 3	Lap Time	km/h	Lap	Sector 1	Sector 2	Sector 3	Lap Time	km/h	Lap	Sector 1	Sector 2	Sector 3	Lap Time	km/h
1	26.579	44.607	11.124	1'22.310		1	25.745	44.878	11.161	1'21.784		1	31.417	47.641	12.282	1'31.340	
2	51.536	44.314	10.280	1'46.130		2	51.782	43.937	10.487	1'46.206		2	52.639			1'50.227	
3	21.477	43.431	40.329	1'45.237		3	21.483	43.468	41.016	1'45.967		3	22.264	44.512	40.382	1'47.158	
4	21.402	43.249	39.659	1'44.310		4	21.900	43.791	41.651	1'47.342		4	21.590	44.505	42.027	1'48.122	
5	21.293	43.200	39.724	1'44.217		5	21.469	43.348	40.096	1'44.913		5	43.342	48.126	41.035	2'12.503	
6	21.311	43.084	39.546	1'43.941		6	21.804	44.272	40.195	1'46.271		6	22.047	44.440	40.950	1'47.437	
7	21.344	43.361	39.754	1'44.459		7	21.210	43.116	40.161	1'44.487		7	22.075	44.526	40.912	1'47.513	
8	21.216	42.899	39.909	1'44.024		8	21.353	43.306	40.011	1'44.670		8	23.137	45.000	40.776	1'48.913	
9	21.247	43.007	39.653	1'43.907		9	21.171	43.043	39.911	1'44.125		9	21.742	45.394	40.853	1'47.989	
10	21.193	43.604	39.667	1'44.464		10	21.424	43.750	40.051	1'45.225		10	21.857	45.824	40.790	1'48.471	
11	21.211	42.829	39.797	1'43.837		11	21.248	43.028	39.703	1'43.979		11	21.901	44.608	40.917	1'47.426	
12	21.515	43.421	40.942	1'45.878 C		12	21.773	43.211	40.830	1'45.814 C							
13	22.858	43.595	45.763	1'52.216 C		13	22.914	43.363	41.679	1'47.956 C							

7 ZLOBIN NIKITA						15 CAPITANIO DARIO						22 MORA FRANCISCO					
Lap	Sector 1	Sector 2	Sector 3	Lap Time	km/h	Lap	Sector 1	Sector 2	Sector 3	Lap Time	km/h	Lap	Sector 1	Sector 2	Sector 3	Lap Time	km/h
1	34.022	48.261	13.179	1'35.462		1	28.952	46.387	12.410	1'27.749		1	32.671	47.679	13.160	1'33.510	
2	52.156		1'51.307		2	51.357	44.465	11.142	1'46.964		2	52.082			1'48.641		
3	21.733	44.864	50.621	1'57.218		3	21.932	44.379	40.753	1'47.064		3	22.085	44.413	40.416	1'46.914	
4	22.328	44.900	41.524	1'48.752		4	21.524	44.046	40.518	1'46.088		4	21.669	44.250	41.255	1'47.174	
5	22.220	44.704	41.011	1'47.935		5	21.463	43.497	41.229	1'46.189		5	21.614	43.840	40.690	1'46.144	
6	21.597	44.396	40.800	1'46.793		6	21.470	43.734	40.259	1'45.463							
7	21.596	44.552	40.906	1'47.054		7	21.397	43.785	40.318	1'45.500							
8	21.705	44.250	40.660	1'46.615		8	21.604	43.604	40.254	1'45.462							
9	21.787	44.601	40.616	1'47.004		9	21.685	43.577	40.074	1'45.336							
10	21.642	44.405	40.509	1'46.556		10	22.249	43.936	40.061	1'46.246							
11	21.554	44.131	40.931	1'46.616		11	22.621	46.285	41.775	1'50.681							
12	23.014	45.317	42.723	1'51.054 C		12	24.363	45.864	43.189	1'53.416 C							
13	23.372	46.787	49.539	1'59.698 C		13	22.966	45.085	55.979	2'04.030 C							

9 BOSAK ALEX						16 GHORPADE PARTH						24 DE NARDA JOFFREY					
Lap	Sector 1	Sector 2	Sector 3	Lap Time	km/h	Lap	Sector 1	Sector 2	Sector 3	Lap Time	km/h	Lap	Sector 1	Sector 2	Sector 3	Lap Time	km/h
1	33.903	51.285	12.929	1'38.117		1	28.094	52.932	16.173	1'37.199		1	27.016	48.581	12.919	1'28.516	
2	52.474		1'50.372		2	52.201		1'52.340		2	51.611	44.975	10.741	1'47.327			
3	21.734	44.847	44.392	1'50.973		3	21.821	44.362	44.733	1'50.916		3	21.770	44.707	40.346	1'46.823	
4	22.044	45.186	40.513	1'47.743		4	22.568	45.064	43.706	1'51.338		4	21.570	43.963	40.443	1'45.976	
5	21.825	44.052	40.560	1'46.437		5	22.285	43.973	40.607	1'46.865		5	21.428	43.665	40.394	1'45.487	
6	21.636	44.332	40.360	1'46.328		6	21.451	43.800	40.286	1'45.537		6	21.713	44.066	40.107	1'45.886	
7	21.571	43.995	41.326	1'46.892		7	21.362	43.337	40.323	1'45.022		7	21.522	43.700	40.225	1'45.447	
8	22.044	44.380	40.735	1'47.159		8	21.391	44.592	40.852	1'46.835		8	21.316	43.841	40.104	1'45.261	
9	21.594	44.282	40.622	1'46.498		9	21.264	43.549	40.239	1'45.052		9	21.752	43.546	40.086	1'45.384	
10	21.596	43.949	40.5														



Enzo e Dino Ferrari 4.909 m

Italia Motorsport Week End Special

Formula Renault 2.0 Alps - Analysis Race 1

11	21.446	43.950	40.538	1'45.934
12	22.777	44.840	41.574	1'49.191 C
13	22.512	45.462	55.619	2'03.593 C

10	21.039	43.362	39.586	1'43.987
11	21.010	43.207	39.895	1'44.112
12	21.615	43.317	40.490	1'45.422 C
13	22.914	43.410	42.624	1'48.948 C

9	22.142	44.059	40.411	1'46.612
10	21.992	43.623	40.227	1'45.842
11	21.577	43.471	40.029	1'45.077
12	22.312	43.804	41.116	1'47.232 C
13	23.179	44.719	57.319	2'05.217 C

26 VERMONT WILLIAM

Lap	Sector 1	Sector 2	Sector 3	Lap Time	km/h
1	25.521	44.355	11.292	1'21.168	
2	51.360	43.801	10.396	1'45.557	
3	21.273	43.475	40.072	1'44.820	
4	21.428	43.102	39.797	1'44.327	
5	21.190	43.156	39.663	1'44.009	
6	21.156	43.130	39.500	1'43.786	
7	21.116	42.888	39.860	1'43.864	
8	21.191	43.031	39.667	1'43.889	
9	21.083	42.940	39.615	1'43.638	
10	21.056	42.956	39.662	1'43.674	
11	21.029	42.973	39.818	1'43.820	
12	21.134	43.077	40.488	1'44.699 C	
13	22.841	43.605	42.399	1'48.845 C	

35 JOERG KEVIN

Lap	Sector 1	Sector 2	Sector 3	Lap Time	km/h
1	30.623	46.554	12.398	1'29.575	
2	51.729	44.376	11.329	1'47.434	
3	21.504	44.858	40.883	1'47.245	
4	21.552	45.092	39.960	1'46.604	
5	21.189	44.340	40.061	1'45.590	
6	21.258	43.863	39.999	1'45.120	
7	21.212	44.244	40.201	1'45.657	
8	21.385	43.669	40.203	1'45.257	
9	21.308	43.800	40.985	1'46.093	
10	21.475	43.889	40.824	1'46.188	
11	21.517	45.432	41.091	1'48.040	
12	21.973	44.060	41.185	1'47.218 C	
13	22.333	43.668	58.447	2'04.448 C	

55 DALEWSKI JAKUB

Lap	Sector 1	Sector 2	Sector 3	Lap Time	km/h
1	28.246	46.165	11.628	1'26.039	
2	51.450	44.001	10.399	1'45.850	
3	21.547	43.960	39.966	1'45.473	
4	21.250	43.296	39.852	1'44.398	
5	21.218	43.624	39.852	1'44.694	
6	21.246	43.479	39.764	1'44.489	
7	21.106	43.565	39.926	1'44.597	
8	21.152	43.310	40.069	1'44.531	
9	21.148	43.010	39.799	1'43.957	
10	21.138	43.505	39.760	1'44.403	
11	21.155	43.554	39.975	1'44.684	
12	21.713	43.149	41.382	1'46.244 C	
13	23.083	43.536	41.874	1'48.493 C	

27 TIRMAN SIMON

Lap	Sector 1	Sector 2	Sector 3	Lap Time	km/h
1	28.588	46.285	11.441	1'26.314	
2	52.137	44.145	11.659	1'47.941	
3	22.165	44.025	40.744	1'46.934	
4	21.533	43.714	40.348	1'45.595	
5	21.475	43.640	40.074	1'45.189	
6	21.426	43.817	40.138	1'45.381	
7	21.435	43.657	40.057	1'45.149	
8	21.422	43.725	40.635	1'45.782	
9	21.382	43.570	40.058	1'45.010	
10	21.452	43.530	40.106	1'45.088	
11	21.321	43.472	40.108	1'44.901	
12	21.876	43.808	41.037	1'46.721 C	
13	24.520	43.923	57.447	2'05.890 C	

36 KORNEEV DENIS

Lap	Sector 1	Sector 2	Sector 3	Lap Time	km/h
1	33.635	47.119	16.970	1'37.724	
2	51.822			1'49.610	
3	21.760	45.002	41.319	1'48.081	
4	21.603	44.152	40.370	1'46.125	
5	22.432	43.924	40.589	1'46.945	
6	21.631	44.091	40.227	1'45.949	
7	21.426	44.148	40.555	1'46.129	
8	21.606	44.068	40.686	1'46.360	
9	21.891	43.934	40.307	1'46.132	
10	21.531	43.897	40.551	1'45.979	
11	21.633	43.622	40.287	1'45.542	
12	23.183	45.469	41.841	1'50.493 C	
13	22.332	46.014	54.881	2'03.227 C	

56 BRANGER JUAN

Lap	Sector 1	Sector 2	Sector 3	Lap Time	km/h
1	29.403	47.565	13.647	1'30.615	
2	51.508	44.126	11.216	1'46.850	
3	21.649	44.805	40.680	1'47.134	
4	21.645	45.248	40.326	1'47.219	
5	21.453	43.820	40.353	1'45.626	
6	21.474	44.131	40.366	1'45.971	
7	21.473	44.114	40.304	1'45.891	
8	21.462	43.781	40.512	1'45.755	
9	21.483	43.922	40.383	1'45.788	
10	21.482	43.719	40.477	1'45.678	
11	21.450	44.639	40.815	1'46.904	
12	23.783	45.840	41.542	1'51.165 C	
13	22.772	44.419	54.949	2'02.140 C	

30 FUOCO ANTONIO

Lap	Sector 1	Sector 2	Sector 3	Lap Time	km/h
1	24.698	43.808	10.689	1'19.195	
2	51.157	43.592	10.276	1'45.025	
3	21.331	43.196	39.800	1'44.327	
4	21.223	43.041	39.662	1'43.926	
5	21.261	43.063	39.576	1'43.900	
6	21.244	42.989	39.670	1'43.903	
7	21.226	43.010	39.508	1'43.744	
8	21.162	43.058	39.530	1'43.750	
9	21.190	42.968	39.663	1'43.821	
10	21.241	43.115	39.552	1'43.908	
11	21.167	42.920	39.600	1'43.687	
12	21.664	43.382	40.638	1'45.684 C	
13	23.415	44.221	50.137	1'57.773 C	

37 SCHAUMBURG-LIPPE MAX

Lap	Sector 1	Sector 2	Sector 3	Lap Time	km/h
1	32.541	47.316	13.854	1'33.711	
2	52.410			1'49.041	
3	21.830	44.991	40.587	1'47.408	
4	21.631	44.613	40.611	1'46.855	
5	22.158	44.315	40.320	1'46.793	
6	21.575	44.920	40.542	1'47.037	
7	21.750	44.325	40.407	1'46.482	
8	21.556	43.926	40.462	1'45.944	
9	21.573	43.802	40.356	1'45.731	
10	22.191	44.808	43.493	1'50.492	
11	21.817	44.138	40.378	1'46.333	
12	24.627	46.682	42.352	1'53.661 C	
13	23.471	46.459	52.128	2'02.058 C	

57 RANERI JOSHUA

Lap	Sector 1	Sector 2	Sector 3	Lap Time	km/h
1	34.590	48.432	12.807	1'35.829	

58 DI FOLCO ALBERTO

Lap	Sector 1	Sector 2	Sector 3	Lap Time	km/h
1	31.235	47.375	12.600	1'31.210	
2	52.624	45.368	11.192	1'49.184	
3	21.439	44.264	40.761	1'46.464	
4	21.670	44.920	40.630	1'47.220	
5	21.786	44.634	41.147	1'47.567	
6	21.701	43.565	40.389	1'45.655	
7	21.823	43.840	40.466	1'46.129	
8	22.029	43.764	40.395	1'46.188	
9	21.780	43.604	40.332	1'45.716	
10	21.687	43.798	40.244	1'45.729	
11	21.570	43.797	40.374	1'45.741	
12	22.310	44.886	41.702	1'48.898 C	
13	22.852	44.323	55.700	2'02.875 C	

32 GHIOTTO LUCA

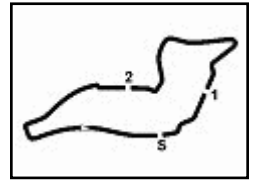
Lap	Sector 1	Sector 2	Sector 3	Lap Time	km/h
1	27.068	44.766	11.139	1'22.973	
2	51.358	44.174	10.675	1'46.207	
3	21.460	43.519	39.831	1'44.810	
4	21.986	44.075	40.319	1'46.380	
5	21.624	43.223	39.940	1'44.787	
6	21.178	43.319	39.846	1'44.343	
7	21.303	43.179	39.922	1'44.404	
8	21.255	43.120	39.772	1'44.147	
9	21.315	43.080	39.621	1'44.016	
10	21.156	43.310	39.682	1'44.148	
11	21.206	43.074	39.615	1'43.895	
12	21.549	43.384	41.408	1'46.341 C	
13	22.961	43.480	42.559	1'49.000 C	

38 TANG ANDREW

Lap	Sector 1	Sector 2	Sector 3	Lap Time	km/h
1	27.384	45.723	15.073	1'28.180	
2	51.662	44.875	10.833	1'47.370	
3	21.788	45.775	40.419	1'47.982	
4	21.676	44.119	40.028	1'45.823	
5	21.559	43.908	40.583	1'46.050	
6	21.402	43.797	40.012	1'45.211	
7	21.397	43.889	40.111	1'45.397	
8	21.470	43.777	40.239	1'45.486	
9	21.963	43.798	41.006	1'46.767	
10	21.554	43.852	40.484	1'45.890	
11	21.630	45.815	41.229	1'48.674	
12	24.118	45.215	41.428	1'50.761 C	
13	23.340	44.598	54.424	2'02.362 C	

70 SASAHARA UKYO

Lap	Sector 1	Sector 2	Sector 3	Lap Time	km/h
1	31.017	52.861	12.883	1'36.761	
2	52.025			1'48.717	
3	21.472	44.641	40.365	1'46.478	
4	21.402	44.495	41.231	1'47.128	
5	22.485	44.598	40.419	1'47.502	
6	21.554	44.728	40.337	1'46.619	
7	21.641	44.405	40.374	1'46.420	
8	21.596	44.243	40.113	1'45.952	
9	21.685	43.999	40.345	1'46.029	
10	21.737	44.092	40.262	1'46.091	
11	21.544	44.356	40.213	1'46.113	
12	21.979	44.571	41.289	1'47.839 C	
13	22.595	44.704	54.826	2'02.125 C	



Enzo e Dino Ferrari 4.909 m

Italia Motorsport Week End Special Formula Renault 2.0 Alps - Analysis Race 1

3 / 3

4	21.364	44.997	40.077	1'46.438
5	21.560	43.916	40.097	1'45.573
6	21.233	43.587	40.223	1'45.043
7	21.292	44.117	40.168	1'45.577
8	21.329	43.649	40.015	1'44.993
9	21.419	44.063	40.675	1'46.157
10	21.471	43.464	40.095	1'45.030
11	22.138	45.184	39.992	1'47.314
12	21.791	43.242	41.134	1'46.167 C
13	22.516	43.341	57.311	2'03.168 C

72 AMADO JAVIER

Lap	Sector 1	Sector 2	Sector 3	Lap Time	km/h
1	31.209	46.530	13.054	1'30.793	
2	52.140	44.935	11.159	1'48.234	
3	22.039	44.446	40.807	1'47.292	
4	21.961	44.768	40.672	1'47.401	
5	21.693	44.937	41.187	1'47.817	
6	22.259	44.316	40.558	1'47.133	
7	21.716	44.211	40.466	1'46.393	
8	21.517	44.169	40.847	1'46.533	
9	21.788	44.238	40.526	1'46.552	
10	22.904	44.510	40.940	1'48.354	
11	21.956	44.177	40.670	1'46.803	
12	22.456	45.330	41.782	1'49.568 C	
13	22.918	45.112	53.650	2'01.680 C	

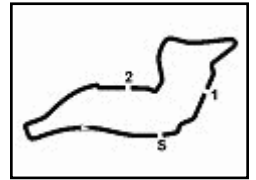
73 PECCENINI PIETRO

Lap	Sector 1	Sector 2	Sector 3	Lap Time	km/h
1	33.671	51.225	13.121	1'38.017	
2	52.388			1'50.063	
3	21.835	44.952	41.921	1'48.708	
4	21.763	1'02.353	41.277	2'05.393	
5	21.899	45.967	41.203	1'49.069	
6	21.899	45.089	41.132	1'48.120	
7	21.922	45.253	41.356	1'48.531	
8	21.900	45.328	40.932	1'48.160	
9	22.289	45.788	41.105	1'49.182	
10	21.790	44.615	41.120	1'47.525	
11	21.711	44.784	41.217	1'47.712	
12	24.333	47.326	45.499	1'57.158 C	

88 SIMONYAN DZHON

Lap	Sector 1	Sector 2	Sector 3	Lap Time	km/h
1	33.809	47.340	13.743	1'34.892	
2	51.946			1'51.207	
3	21.747	44.662	40.678	1'47.087	
4	21.639	44.367	40.444	1'46.450	
5	22.444	44.512	40.900	1'47.856	
6	21.547	44.215	40.404	1'46.166	
7	21.555	44.556	40.496	1'46.607	
8	21.445	44.340	40.650	1'46.435	

P = Pits In/Out - C = Lap-Time Cancelled



Enzo e Dino Ferrari 4.909 m

Italia Motorsport Week End Special
Formula Renault 2.0 Alps - Starting Grid Race 1
Duration: 25' +1 lap

Start 11/05/2013 at 17.20

Standing start

Il concorrente n. 4 è stato retrocesso di 5 posizioni con decisione n. 10 CC.SS. gara di Valletlunga

Il concorrente n. 37 è stato retrocesso di 4 posizioni con decisione n. 1 dei CC.SS.

Jury President

..... Race Director

Servizio elaborazione dati e cronometraggio a cura della Federazione Italiana Cronometristi - A.S.D. di Imola
www.ficr.it

